

Benchmark

Benchmark	FTSE All Share Index
Benchmark Category	-
IA Sector	UK Equity Income

Identification Codes

Sedol Code	B7MKLS1
Mex Code	TVMAAH
Isin Code	GB00B7MKLS14
Citi Code	G250

Fund Overview

Mid (02/04/2026)	196.90p
Historic yield	3.82%
Fund size (31/12/2025)	£713.52m
Number of holdings	47
Ongoing Charges	0.52%
Launch date	31/05/2012

Fund Charges

Entry Charge	0.00%
Ongoing Charges	0.52%

Fund Background

Valuation frequency	Daily
Valuation point	14:00
Fund type	OEIC
Launch price	£1.00
Fund currency	Pound Sterling
Fund domicile	United Kingdom
ISA allowable	Yes
SIPP allowable	Yes

Dealing

Minimum Investment	£1000000
Minimum Top Up	£250
Minimum Regular Saving	-
Settlement Period: Buy	3 days
Settlement Period: Sell	3 days
Pricing Basis	Forward
Dealing Decimals	3

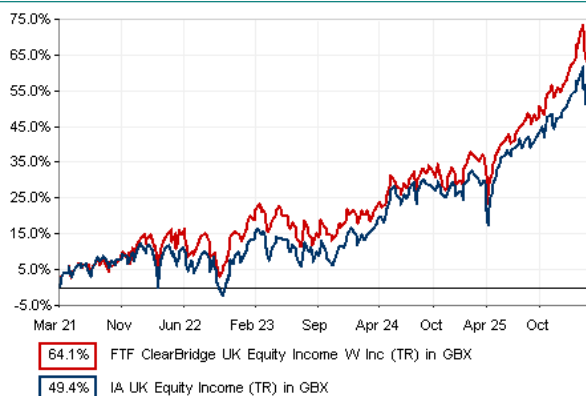
Distribution Dates

Ex dividend date(s)	Income payment date(s)
02 January	28 February
03 April	31 May
03 July	31 August
02 October	30 November

Aims

Aims to provide a growing level of income which is higher than that of the FTSE All-Share Index, together with capital growth over the medium to long term (meaning 3-5 years).

Performance





Discrete performance - to last month end

	31/03/21 to 31/03/22	31/03/22 to 31/03/23	31/03/23 to 31/03/24	31/03/24 to 31/03/25	31/03/25 to 31/03/26
Fund	14.6%	3.7%	4.0%	9.1%	21.6%
Sector	10.8%	0.2%	7.6%	7.4%	16.3%
Rank	14/63	13/64	58/64	28/64	18/65
Quartile	1	1	4	2	2

Annualised performance

	Annualised		
	3 Years to 31/03/26	5 Years to 31/03/26	10 Years to 31/03/26
Fund	11.3%	10.4%	8.0%
Sector	10.4%	8.4%	6.5%
Rank	29/64	20/63	11/55
Quartile	2	2	1

Fund Managers



Name:	Ben Russon	Will Bradwell	Joanne Rands
Manager for:	12 years, 7 months	5 years, 6 months	6 years, 2 months

Ratings

FE Crown



Group Details

Group name	Franklin Templeton Funds
Group address	The Adelphi 1 - 11 John Adam Street London WC2N 6HT
Group telephone	0800 305 306
Dealing telephone	-
Email	enquiries@franklintempleton.co.uk
Homepage	www.franklintempleton.co.uk
Fax number	-


Important Information

- Source of portfolio data: Broadridge. Source of performance data: FE fundinfo. We can't predict the future. Past performance isn't a guide to future performance. The figures shown are intended only to demonstrate performance history of the fund, after allowing for the impact of ongoing charges, but take no account of product charges. Ongoing charges may vary in the future and may be higher than they are now. Fund performance is based upon the movement of the daily price and is shown as total return in GBP with income reinvested. The value of your investment can go down as well as up so you might get back less than you put in.
- This factsheet is for information purposes only. If there is information or terminology included that you would like to discuss, then please contact an adviser. Investors should refer to their policy documentation and supporting brochures for fund availability, investment strategy, any product information and charges. Every care has been taken in populating this output, however it must be appreciated that neither Broadridge, Prudential nor their sources guarantee the accuracy, adequacy or completeness of this information or make any warranties regarding results from its usage.


Top 10 Holdings

Name	% Weight	Sector	Country
1 ASTRAZENECA	5.34%	Pharmaceuticals & Biotechnology	United Kingdom
2 BRITISH AMERICAN TOBACCO P.L.C.	4.74%	Tobacco	United Kingdom
3 UNILEVER	4.43%	Personal Care, Drug & Grocery Stores	United Kingdom
4 SHELL	4.41%	Non-Renewable Energy	United Kingdom
5 HSBC HOLDINGS	4.28%	Banks	United Kingdom
6 BARCLAYS	4.21%	Banks	United Kingdom
7 GSK	4.20%	Pharmaceuticals & Biotechnology	United Kingdom
8 BP P.L.C.	4.02%	Non-Renewable Energy	United Kingdom
9 RIO TINTO	3.80%	Industrial Metals & Mining	United Kingdom
10 ROYAL BANK OF SCOTLAND GROUP	3.61%	Banks	United Kingdom

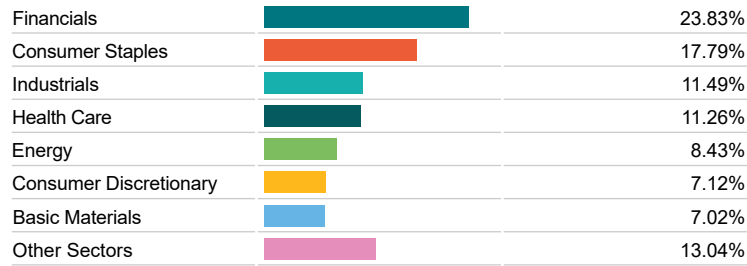
Asset Allocation




Regional Allocation



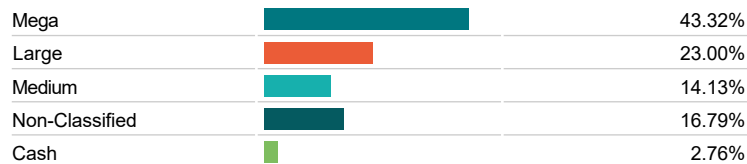
Equity Sector Breakdown




Top Country Breakdown



Breakdown By Market Cap (%)



Fixed Interest Currencies



Important Information

- The Industry Classification Benchmark is a product of FTSE International Limited and has been licensed for use.
- "Prudential" is a trading name of The Prudential Assurance Company Limited, which is registered in England and Wales. Registered office at 10 Fenchurch Avenue, London EC3M 5AG. Registered number 15454. Authorised by the Prudential Regulation Authority and regulated by the Financial Conduct Authority and the Prudential Regulation Authority.

Commentary

[No data]

Important Information

- "Prudential" is a trading name of The Prudential Assurance Company Limited, which is registered in England and Wales. Registered office at 10 Fenchurch Avenue, London EC3M 5AG. Registered number 15454. Authorised by the Prudential Regulation Authority and regulated by the Financial Conduct Authority and the Prudential Regulation Authority.