

Benchmark

Benchmark	MSCI Europe ex UK Small Cap (Total Net Return) Index
Benchmark Category	-
IA Sector	European Smaller Companies

Identification Codes

Sedol Code	B7NB1W7
Mex Code	BATFIC
Isin Code	GB00B7NB1W76
Citi Code	G60A

Fund Overview

Mid (17/05/2024)	4860.00p
Historic yield	0.62%
Fund size (30/11/2023)	£48.68m
Number of holdings	99
Ongoing Charges	0.81%
Launch date	29/08/2012

Fund Charges

Entry Charge	0.00%
Ongoing Charges	0.81%

Fund Background

Valuation frequency	Daily
Valuation point	12:00
Fund type	Unit Trust
Launch price	£1.00
Fund currency	Pound Sterling
Fund domicile	United Kingdom
ISA allowable	Yes
SIPP allowable	Yes

Dealing

Minimum Investment	£10000000
Minimum Top Up	£500
Minimum Regular Saving	-
Settlement Period: Buy	3 days
Settlement Period: Sell	3 days
Pricing Basis	Forward
Dealing Decimals	2

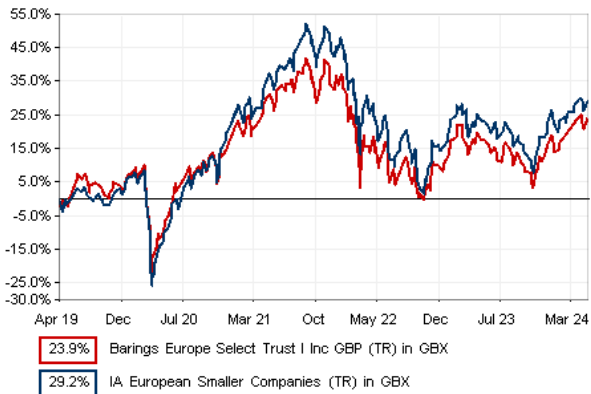
Distribution Dates

Ex dividend date(s)	Income payment date(s)
01 March	30 April
02 September	31 October

Aims

The Trust aims to provide a total return, including both capital growth and dividend income (after fees have been deducted), in excess of the MSCI Europe ex UK Small Cap (Total Net Return) Index over a rolling five year period by investing in equity and equity related securities in Europe excluding the United Kingdom.

Performance



Discrete performance - to last month end

	30/04/19 to 30/04/20	30/04/20 to 30/04/21	30/04/21 to 30/04/22	30/04/22 to 30/04/23	30/04/23 to 30/04/24
Fund	-6.4%	39.1%	-11.3%	2.3%	4.9%
Sector	-10.0%	51.8%	-8.6%	-0.4%	3.9%
Rank	6/27	27/28	24/28	6/28	17/28
Quartile	1	4	4	1	3

Annualised performance

		Annualised		
		3 Years to 30/04/24	5 Years to 30/04/24	10 Years to 30/04/24
Fund		-1.6%	4.4%	8.3%
Sector		-1.8%	5.3%	7.2%
Rank		13/28	19/27	7/20
Quartile		2	3	2

Fund Managers



Name:	Rosie Simmonds	William Cuss	Nicholas Williams	Colin Riddles
Manager for:	7 years, 7 months	4 years, 3 months	19 years, 4 months	7 years, 7 months

Ratings

FE Crown



Group Details

Group name	Barings Fund Managers Limited
Group address	PO Box 831 155 Bishopsgate London EC2M 3YS
Group telephone	020 7214 1004
Dealing telephone	020 7214 1004
Email	uk.sales@barings.com
Homepage	www.baring.com
Fax number	020 7214 1655

Important Information

• Source of portfolio data: Broadridge. Source of performance data: FE fundinfo. We can't predict the future. Past performance isn't a guide to future performance. The figures shown are intended only to demonstrate performance history of the fund, after allowing for the impact of ongoing charges, but take no account of product charges. Ongoing charges may vary in the future and may be higher than they are now. Fund performance is based upon the movement of the daily price and is shown as total return in GBP with income reinvested. The value of your investment can go down as well as up so you might get back less than you put in. This factsheet is for information purposes only. If there is information or terminology included that you would like to discuss, then please contact an adviser. Investors should refer to their policy documentation and supporting brochures for fund availability, investment strategy, any product information and charges. Every care has been taken in populating this output, however it must be appreciated that neither Broadridge, Prudential nor their sources guarantee the accuracy, adequacy or completeness of this information or make any warranties regarding results from its usage.

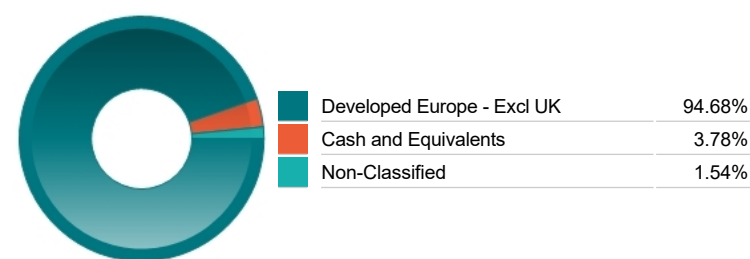
## Top 10 Holdings

Name	% Weight	Sector	Country
1 BANCA GENERALI	1.83%	Banks	Italy
2 ACCELLERON INDUSTRIES AG	1.81%	Industrial Engineering	Switzerland
3 ELIS	1.80%	Industrial Support Services	France
4 ARCADIS N.V.	1.72%	Construction & Materials	Netherlands
5 CARGOTEC CORP	1.67%	Industrial Transportation	Finland
6 PANDORA A/S	1.66%	Personal Goods	Denmark
7 TECAN GROUP AG	1.65%	Medical Equipment & Services	Switzerland
8 BAWAG GROUP AG	1.62%	Banks	Austria
9 ASR NEDERLAND N.V.	1.60%	Non-life Insurance	Netherlands
10 BANCO DE SABADELL SA	1.58%	Banks	Spain

## Asset Allocation



## Regional Allocation



## Equity Sector Breakdown

Industrials	33.01%
Consumer Discretionary	16.38%
Financials	14.84%
Technology	9.87%
Consumer Staples	6.50%
Health Care	5.30%
Basic Materials	4.88%
Other Sectors	9.23%

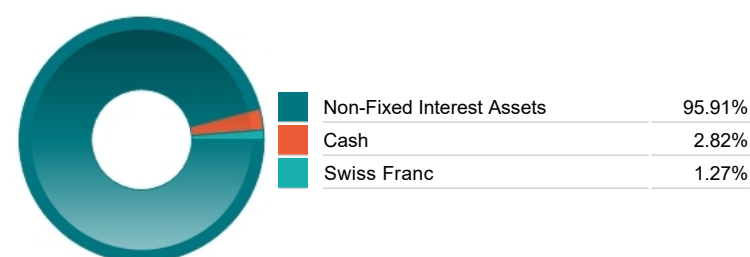
## Top Country Breakdown

France	15.23%
Netherlands	13.73%
Italy	11.57%
Germany	10.94%
Sweden	10.74%
Switzerland	8.98%
Finland	5.25%
Other Countries	23.56%

## Breakdown By Market Cap (%)

Mega	1.55%
Large	18.48%
Medium	72.09%
Small	2.86%
Non-Classified	1.22%
Cash	3.78%

## Fixed Interest Currencies



## Important Information

- The Industry Classification Benchmark is a product of FTSE International Limited and has been licensed for use. "Prudential" is a trading name of The Prudential Assurance Company Limited, which is registered in England and Wales. Registered office at 10 Fenchurch Avenue, London EC3M 5AG. Registered number 15454. Authorised by the Prudential Regulation Authority and regulated by the Financial Conduct Authority and the Prudential Regulation Authority.