

Benchmark

|                    |                    |
|--------------------|--------------------|
| Benchmark          | MSCI World         |
| Benchmark Category | -                  |
| IA Sector          | Volatility Managed |

Identification Codes

|            |              |
|------------|--------------|
| Sedol Code | B4YRJT6      |
| Mex Code   | STMYFO       |
| Isin Code  | GB00B4YRJT68 |
| Citi Code  | KRD5         |

Fund Overview

|                        |            |
|------------------------|------------|
| Mid (11/07/2025)       | 170.70p    |
| Historic yield         | 2.03%      |
| Fund size (30/06/2025) | £1089.31m  |
| Number of holdings     | 21699      |
| Ongoing Charges        | 0.08%      |
| Launch date            | 09/09/2010 |

Fund Charges

|                 |       |
|-----------------|-------|
| Entry Charge    | 0.00% |
| Ongoing Charges | 0.08% |

Fund Background

|                     |                |
|---------------------|----------------|
| Valuation frequency | Daily          |
| Valuation point     | 12:00          |
| Fund type           | OEIC           |
| Launch price        | £10.00         |
| Fund currency       | Pound Sterling |
| Fund domicile       | United Kingdom |
| ISA allowable       | Yes            |
| SIPP allowable      | Yes            |

Dealing

|                         |            |
|-------------------------|------------|
| Minimum Investment      | £500000000 |
| Minimum Top Up          | £50000     |
| Minimum Regular Saving  | -          |
| Settlement Period: Buy  | 3 days     |
| Settlement Period: Sell | 3 days     |
| Pricing Basis           | Forward    |
| Dealing Decimals        | 3          |

Distribution Dates

| Ex dividend date(s) | Income payment date(s) |
|---------------------|------------------------|
| 01 July             | 31 October             |

Aims

To generate growth over the long term (5 years or more) while being managed to a defined level of risk. The fund is part of the MyFolio Market range, which offers five funds with different expected combinations of investment risk and return. This fund is risk level V, which aims to be the highest risk fund in this range. Risk Target: The defined level of risk referred to above that the management team is targeting is within the range of 70-110% of world stock markets (represented by the MSCI World Index), over 10 years. There is no certainty or promise that this target will be achieved. The Risk Target has been chosen as it represents a risk range which is appropriate for the fund.

Performance

No data available! Please enter a valid code!

Fund Managers



Name: Daniel Reynolds Justin Jones  
Manager for: 4 years, 3 months 4 years, 3 months

Ratings

FE Crown



Group Details

|                   |  |
|-------------------|--|
| Group name        | abrdn OEIC   |
| Group address     | Aberdeen Standard Fund Managers Limited PO BOX 12233 Chelmsford CM99 2EE |
| Group telephone   | 0800 33 33 53  |
| Dealing telephone | 0800 33 33 53  |
| Email             | investments_marketline@standardlife.com                                  |
| Homepage          | www.aberdeenstandard.com   |
| Fax number        | 0131 525 9720  |

Important Information

- Source of portfolio data: Broadridge. Source of performance data: FE fundinfo. We can't predict the future. Past performance isn't a guide to future performance. The figures shown are intended only to demonstrate performance history of the fund, after allowing for the impact of ongoing charges, but take no account of product charges. Ongoing charges may vary in the future and may be higher than they are now. Fund performance is based upon the movement of the daily price and is shown as total return in GBP with income reinvested. The value of your investment can go down as well as up so you might get back less than you put in.
- This factsheet is for information purposes only. If there is information or terminology included that you would like to discuss, then please contact an adviser. Investors should refer to their policy documentation and supporting brochures for fund availability, investment strategy, any product information and charges. Every care has been taken in populating this output, however it must be appreciated that neither Broadridge, Prudential nor their sources guarantee the accuracy, adequacy or completeness of this information or make any warranties regarding results from its usage

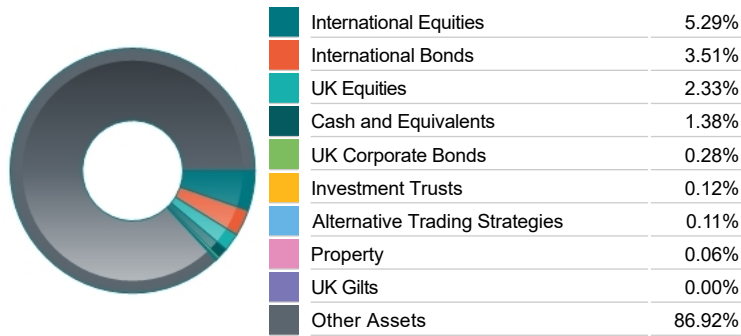
Top 10 Fund Holdings

| Name  | % Weight | Sector        | Country       |
|---|----------|---------------|---------------|
| 1 abrdn American Equity Tracker Fund                                    | 23.23%   | Managed Funds | Managed Funds |
| 2 abrdn OEIC abrdn UK All Share Tracker Class X                         | 15.99%   | Managed Funds | Managed Funds |
| 3 abrdn Asia Pacific ex-Japan Equity Tracker Fund X Acc                 | 8.89%    | Managed Funds | Managed Funds |
| 4 abrdn European Equity Tracker Fund X Acc                              | 6.70%    | Managed Funds | Managed Funds |
| 5 abrdn OEIC abrdn Emerging Markets Local Currency Bond Tracker Class X | 6.25%    | Managed Funds | Managed Funds |
| 6 abrdn Emerging Markets Equity Tracker Fund X Acc                      | 3.70%    | Managed Funds | Managed Funds |
| 7 abrdn Global Infrastructure Equity Tracker Fund-Z Acc GBP             | 3.64%    | Managed Funds | Managed Funds |
| 8 abrdn OEIC abrdn Global REIT Tracker Class X                          | 3.62%    | Managed Funds | Managed Funds |
| 9 PGIM Investments Global High Yield Bond Class W H                     | 3.17%    | Managed Funds | Managed Funds |
| 10 PIMCO GIS Global High Yield Bond Institutional (Hedged)              | 3.11%    | Managed Funds | Managed Funds |

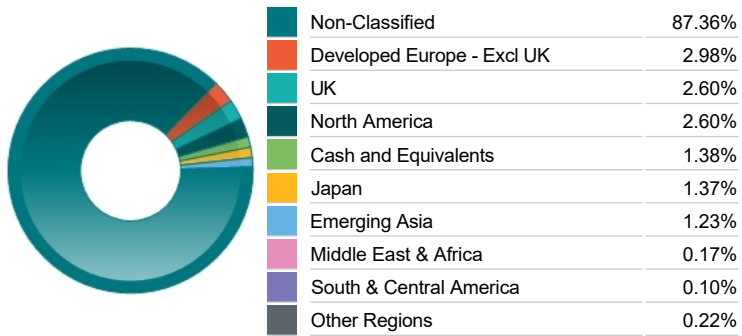
Top 10 Holdings

| Name   | % Weight | Sector                               | Country        |
|--|----------|--------------------------------------|----------------|
| 1 ASTRAZENECA  | 0.17%    | Pharmaceuticals & Biotechnology      | United Kingdom |
| 2 HSBC HOLDINGS                                      | 0.16%    | Banks                                | United Kingdom |
| 3 SHELL  | 0.16%    | Non-Renewable Energy                 | United Kingdom |
| 4 TAIWAN SEMICONDUCTOR MANUFACTURING COMPANY LIMITED | 0.14%    | Technology Hardware & Equipment      | Taiwan         |
| 5 UNILEVER   | 0.12%    | Personal Care, Drug & Grocery Stores | United Kingdom |
| 6 TENCENT HOLDINGS LIMITED                           | 0.08%    | Software & Computer Services         | China          |
| 7 RELX   | 0.08%    | Software & Computer Services         | United Kingdom |
| 8 SAP SE   | 0.08%    | Software & Computer Services         | Germany        |
| 9 ASML HOLDING N.V.                                  | 0.07%    | Technology Hardware & Equipment      | Netherlands    |
| 10 BRITISH AMERICAN TOBACCO                          | 0.07%    | Tobacco                              | United Kingdom |

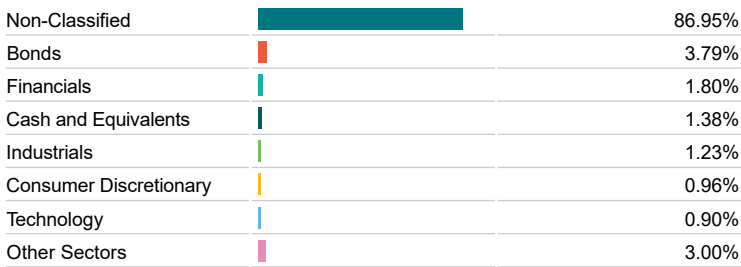
Asset Allocation



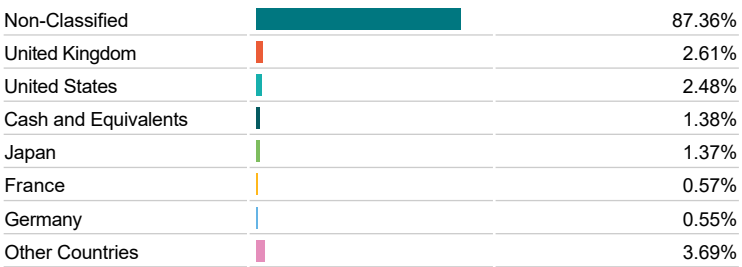
Regional Allocation



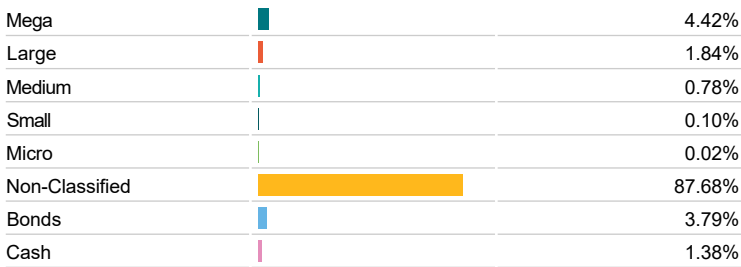
Sector Breakdown



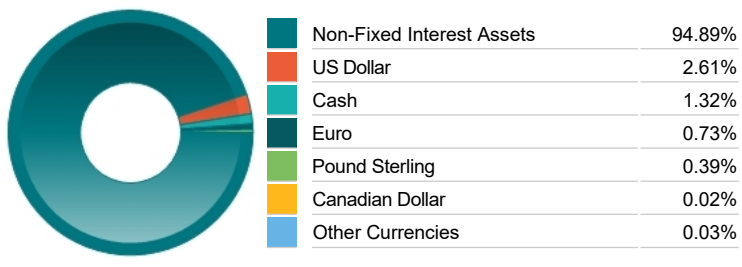
Top Country Breakdown



Breakdown By Market Cap (%)



Fixed Interest Currencies



Important Information

- The Industry Classification Benchmark is a product of FTSE International Limited and has been licensed for use.
- "Prudential" is a trading name of The Prudential Assurance Company Limited, which is registered in England and Wales. Registered office at 10 Fenchurch Avenue, London EC3M5AG. Registered number 15454. Authorised by the Prudential Regulation Authority and regulated by the Financial Conduct Authority and the Prudential Regulation Authority.