

Benchmark

Benchmark	one month Sterling LIBID
Sector	ABI Deposit & Treasury

Identification Codes

Sedol Code	0781907
Mex Code	SBECA
Isin Code	GB0007819070
Citi Code	SB03

Fund Overview

Bid (24/06/2019)	599.90
Offer (24/06/2019)	631.50
Fund size (30/04/2018)	£603.51m
Number of holdings	6
Launch date	01/01/1982

Fund Charges

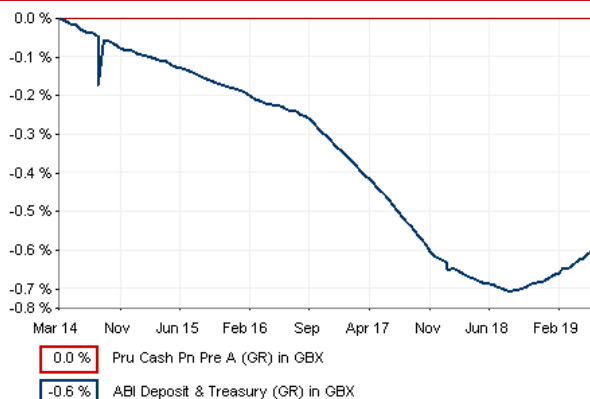
Base Annual Management Charge (AMC)	0.875%
Additional Charges	0.000%
Total Charges	0.875%

Aims

The investment strategy of the fund is to provide a return consistent with investing in interest bearing deposits and/or short-term UK government bonds.

Performance Objective: To beat the London Interbank 7 Day Deposit Rate.

Performance



Discrete performance - to last month end

	31/05/14 to 31/05/15	31/05/15 to 31/05/16	31/05/16 to 31/05/17	31/05/17 to 31/05/18	31/05/18 to 31/05/19
Fund	0.0%	0.0%	0.0%	0.0%	0.0%
Sector	-0.1%	-0.1%	-0.2%	-0.2%	0.1%
Rank	16/51	18/57	16/57	16/57	26/57
Quartile	2	2	2	2	2

Annualised performance

	Annualised		
	3 Years to 31/05/19	5 Years to 31/05/19	10 Years to 31/05/19
Fund	0.0%	0.0%	0.2%
Sector	-0.1%	-0.1%	0.0%
Rank	19/57	18/51	11/43
Quartile	2	2	1

Fund Managers



Name: Prudential Capital


Important Information

- Source of portfolio data: FundsLibrary. Source of performance data: Financial Express (FE). Please remember that past performance is not a reliable indicator of future performance. The figures shown are intended only to demonstrate performance history of the fund and take no account of product charges, or the Annual Management Charge for any available PruFund funds.. The application of charges may impact the overall performance. Please also note that our charges may vary in the future and may be higher than they are now. Fund Performance is based upon the movement of the daily price and is shown as total return in GBP with net income reinvested. The value of your investment can go down as well as up and you may not get back the amount you put in.
- This factsheet is for information purposes only. If there is information or terminology included that you would like to discuss, then please contact an adviser. Investors should refer to their policy documentation and supporting brochures for fund availability, investment strategy, any product information and charges. Every care has been taken in populating this output, however it must be appreciated that neither FundsLibrary, Prudential nor their sources guarantee the accuracy, adequacy or completeness of this information or make any warranties regarding results from its usage.


Holdings

Name	% Weight	Sector	Country
1 M + G INVESTMENT MANAGEMENT LI	22.50%	Cash and Equivalents	Cash and Equivalents
2 M + G INVESTMENT MANAGEMENT LI	22.48%	Cash and Equivalents	Cash and Equivalents
3 M + G INVESTMENT MANAGEMENT LI	22.32%	Cash and Equivalents	Cash and Equivalents
4 M + G INVESTMENT MANAGEMENT LI	11.10%	Cash and Equivalents	Cash and Equivalents
5 M + G INVESTMENT MANAGEMENT LI	11.09%	Cash and Equivalents	Cash and Equivalents
6 Cash	10.51%	Cash and Equivalents	Cash and Equivalents

Asset Allocation



Regional Allocation



Equity Sector Breakdown



Top Country Breakdown



Important Information

- The Industry Classification Benchmark is a product of FTSE International Limited and has been licensed for use.
- "Prudential" is a trading name of The Prudential Assurance Company Limited (PACL), which is registered in England and Wales. This name is also used by other companies within the Prudential Group. Registered office at 10 Fenchurch Avenue, London EC3M 5AG. Registered number 15454. Authorised by the Prudential Regulation Authority and regulated by the Financial Conduct Authority and the Prudential Regulation Authority.