

Benchmark

Benchmark	MSCI AC World Index
Benchmark Category	-
IA Sector	Global

Identification Codes

Sedol Code	BYVGKV5
Mex Code	-
Isin Code	GB00BYVGKV59
Citi Code	NGPB

Fund Overview

Mid (02/04/2026)	348.30p
Historic yield	0.20%
Fund size (28/02/2026)	£1323.18m
Number of holdings	37
Ongoing Charges	0.53%
Launch date	03/01/2017

Fund Charges

Entry Charge	0.00%
Ongoing Charges	0.53%

Fund Background

Valuation frequency	Daily
Valuation point	10:00
Fund type	OEIC
Launch price	£1.00
Fund currency	Pound Sterling
Fund domicile	United Kingdom
ISA allowable	Yes
SIPP allowable	Yes

Dealing

Minimum Investment	-
Minimum Top Up	-
Minimum Regular Saving	-
Settlement Period: Buy	2 days
Settlement Period: Sell	2 days
Pricing Basis	Forward
Dealing Decimals	-

Distribution Dates

Ex dividend date(s)	Income payment date(s)
31 December	28 February

Aims

The fund aims to outperform (after deduction of costs) the MSCI ACWI Index, as stated in sterling, over rolling five-year periods. The fund also aims to contribute to a more sustainable and inclusive world through investing in companies whose products and/or services contribute to impact themes addressing critical social and/or environmental challenges, measured over at least a five-year period.

Performance



Discrete performance - to last month end

	31/03/21 to 31/03/22	31/03/22 to 31/03/23	31/03/23 to 31/03/24	31/03/24 to 31/03/25	31/03/25 to 31/03/26
Fund	2.1%	-9.3%	7.0%	-5.1%	8.0%
Sector	8.4%	-2.6%	16.7%	-0.3%	13.4%
Rank	342/437	400/471	455/497	444/529	389/568
Quartile	4	4	4	4	3

Annualised performance

	3 Years to 31/03/26	Annualised 5 Years to 31/03/26	10 Years to 31/03/26
Fund	3.1%	0.3%	n/a
Sector	9.7%	6.9%	10.2%
Rank	438/497	404/437	n/a
Quartile	4	4	n/a

Fund Managers



Name:	Thaiha Nguyen	Apricot Wilson	Ed Whitten	Lee Qian	Kate Fox
Manager for:	3 years, 9 months	2 years, 6 months	6 years, 3 months	9 years, 3 months	9 years, 3 months

Ratings

FE Crown



Group Details

Group name	Baillie Gifford & Co
Group address	Calton Square 1 Greenside Row Edinburgh EH1 3AN
Group telephone	0800 917 4752
Dealing telephone	0800 917 4750
Email	trusenquiries@bailliegifford.com
Homepage	www.bailliegifford.com/intermediaries
Fax number	0131 275 3955

Important Information

- Source of portfolio data: Broadridge. Source of performance data: FE fundinfo. We can't predict the future. Past performance isn't a guide to future performance. The figures shown are intended only to demonstrate performance history of the fund, after allowing for the impact of ongoing charges, but take no account of product charges. Ongoing charges may vary in the future and may be higher than they are now. Fund performance is based upon the movement of the daily price and is shown as total return in GBP with income reinvested. The value of your investment can go down as well as up so you might get back less than you put in.
- This factsheet is for information purposes only. If there is information or terminology included that you would like to discuss, then please contact an adviser. Investors should refer to their policy documentation and supporting brochures for fund availability, investment strategy, any product information and charges. Every care has been taken in populating this output, however it must be appreciated that neither Broadridge, Prudential nor their sources guarantee the accuracy, adequacy or completeness of this information or make any warranties regarding results from its usage.

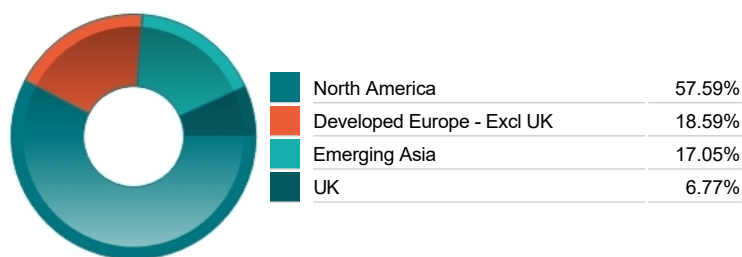
Top 10 Holdings

Name	% Weight	Sector	Country
1 TAIWAN SEMICONDUCTOR MANUFACTURING COMPANY LIMITED	9.51%	Technology Hardware & Equipment	Taiwan
2 ASML HOLDING N.V.	6.86%	Technology Hardware & Equipment	Netherlands
3 DEERE & COMPANY	5.57%	Industrial Engineering	United States
4 MERCADOLIBRE	4.42%	Consumer Services	United States
5 MICROSOFT CORPORATION	4.04%	Software & Computer Services	United States
6 SANDOZ GROUP AG	3.83%	Pharmaceuticals & Biotechnology	Switzerland
7 SHOPIFY	3.74%	Software & Computer Services	Canada
8 ECOLAB	3.74%	Chemicals	United States
9 REMITLY GLOBAL INC	3.49%	Industrial Support Services	United States
10 NEW YORK TIMES CO.	3.46%	Media	United States

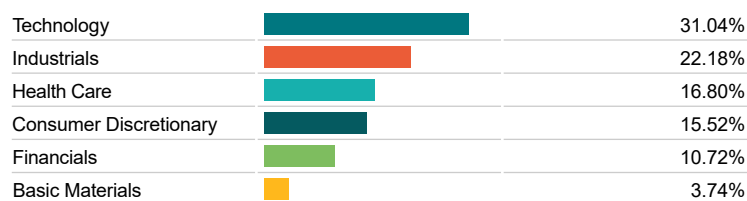
Asset Allocation



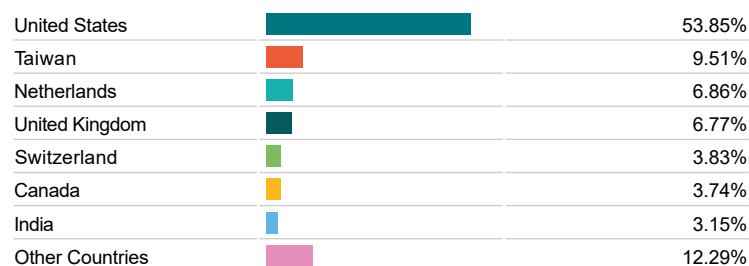
Regional Allocation



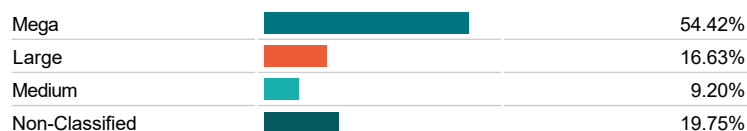
Equity Sector Breakdown



Top Country Breakdown



Breakdown By Market Cap (%)



Important Information

- The Industry Classification Benchmark is a product of FTSE International Limited and has been licensed for use.
- "Prudential" is a trading name of The Prudential Assurance Company Limited, which is registered in England and Wales. Registered office at 10 Fenchurch Avenue, London EC3M 5AG. Registered number 15454. Authorised by the Prudential Regulation Authority and regulated by the Financial Conduct Authority and the Prudential Regulation Authority.