

Benchmark

Benchmark	Sterling Over Night Index Average (SONIA) 1 Month
Benchmark Category	Comparator
IA Sector	Absolute Return

Identification Codes

Sedol Code	B4XS804
Mex Code	SEAAAA
Isin Code	GB00B4XS8040
Citi Code	I8K9

Fund Overview

Mid (16/05/2024)	135.97p
Historic yield	-
Fund size (29/02/2024)	£26.30m
Number of holdings	122
Ongoing Charges	0.93%
Launch date	22/02/2010

Fund Charges

Entry Charge	0.00%
Ongoing Charges	0.93%

Fund Background

Valuation frequency	Daily
Valuation point	12:00
Fund type	OEIC
Launch price	£1.00
Fund currency	Pound Sterling
Fund domicile	United Kingdom
ISA allowable	Yes
SIPP allowable	Yes

Dealing

Minimum Investment	£2000000
Minimum Top Up	£1000
Minimum Regular Saving	-
Settlement Period: Buy	3 days
Settlement Period: Sell	3 days
Pricing Basis	Forward
Dealing Decimals	4

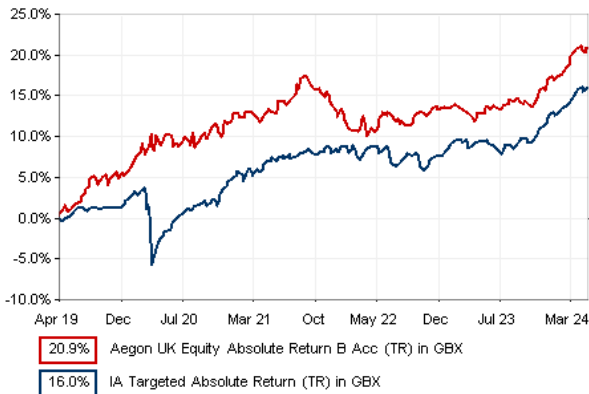
Distribution Dates

Ex dividend date(s)	Income payment date(s)
01 August	30 November

Aims

The investment objective is to achieve a positive absolute return over any 36 month period in all market conditions. By investing in the Fund, capital is at risk. There is no guarantee that the Fund will deliver positive returns over this, or any, time period.

Performance



Discrete performance - to last month end

	30/04/19 to 30/04/20	30/04/20 to 30/04/21	30/04/21 to 30/04/22	30/04/22 to 30/04/23	30/04/23 to 30/04/24
Fund	10.2%	2.8%	-2.3%	2.2%	6.9%
Sector	-1.6%	8.8%	1.8%	0.4%	6.1%
Rank	3/68	63/71	55/76	25/80	31/81
Quartile	1	4	3	2	2

Annualised performance

	Annualised		
	3 Years to 30/04/24	5 Years to 30/04/24	10 Years to 30/04/24
Fund	2.2%	3.9%	1.5%
Sector	2.7%	3.0%	2.3%
Rank	35/76	25/68	33/40
Quartile	2	2	4

Fund Managers



Name:	Malcolm McPartlin	David Pringle
Manager for:	9 years, 1 months	14 years, 2 months

Ratings

FE Crown



Group Details

Group name	Aegon Asset Management
Group address	3 Lochside Avenue Edinburgh Park EDINBURGH EH12 9SA
Group telephone	0800 45 44 22
Dealing telephone	0800 169 5186
Email	info@kamescapital.com
Homepage	www.aegonam.com
Fax number	-


Important Information

• Source of portfolio data: Broadridge. Source of performance data: FE fundinfo. We can't predict the future. Past performance isn't a guide to future performance. The figures shown are intended only to demonstrate performance history of the fund, after allowing for the impact of ongoing charges, but take no account of product charges. Ongoing charges may vary in the future and may be higher than they are now. Fund performance is based upon the movement of the daily price and is shown as total return in GBP with income reinvested. The value of your investment can go down as well as up so you might get back less than you put in. This factsheet is for information purposes only. If there is information or terminology included that you would like to discuss, then please contact an adviser. Investors should refer to their policy documentation and supporting brochures for fund availability, investment strategy, any product information and charges. Every care has been taken in populating this output, however it must be appreciated that neither Broadridge, Prudential nor their sources guarantee the accuracy, adequacy or completeness of this information or make any warranties regarding results from its usage.

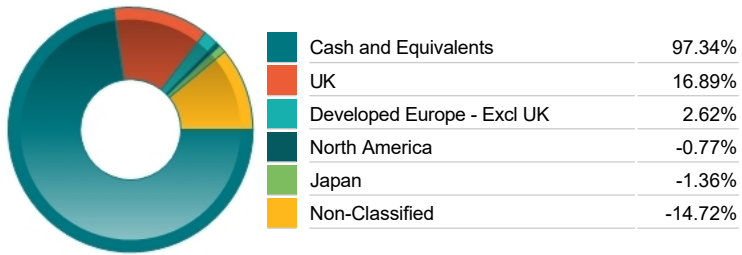
Top 10 Holdings

Name	% Weight	Sector	Country
1 GSK	2.69%	Pharmaceuticals & Biotechnology	United Kingdom
2 CRH	2.39%	Construction & Materials	Ireland
3 BARCLAYS	2.24%	Banks	United Kingdom
4 HOWDEN JOINERY GROUP	2.09%	Retailers	United Kingdom
5 TAYLOR WIMPEY	1.95%	Household Goods & Home Construction	United Kingdom
6 RS GROUP	1.67%	Industrial Support Services	United Kingdom
7 CONVATEC GROUP	1.63%	Medical Equipment & Services	United Kingdom
8 ASTRAZENECA	1.62%	Pharmaceuticals & Biotechnology	United Kingdom
9 BALTIC CLASSIFIEDS GROUP	1.53%	Software & Computer Services	United Kingdom
10 FERGUSON	1.52%	Industrial Support Services	United Kingdom

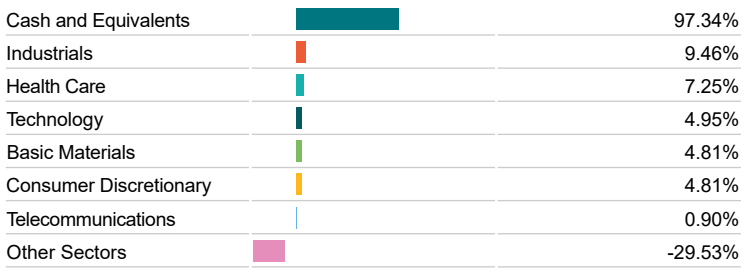
Asset Allocation



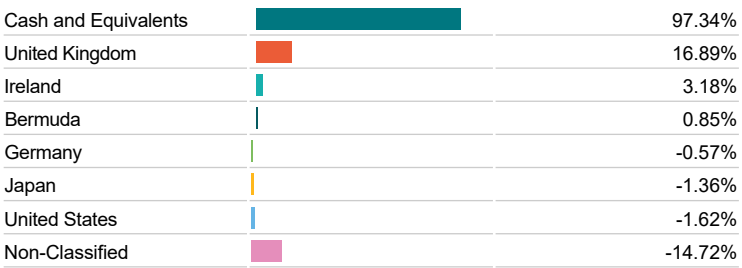
Regional Allocation



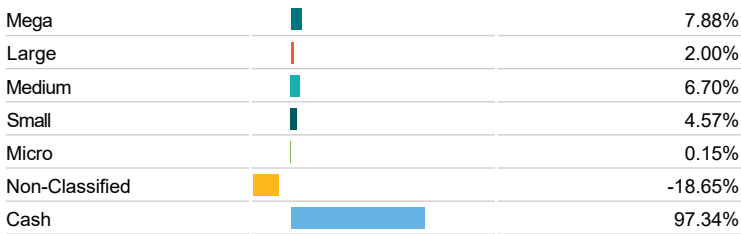
Equity Sector Breakdown




Top Country Breakdown



Breakdown By Market Cap (%)



Fixed Interest Currencies



Important Information

• The Industry Classification Benchmark is a product of FTSE International Limited and has been licensed for use. "Prudential" is a trading name of The Prudential Assurance Company Limited, which is registered in England and Wales. Registered office at 10 Fenchurch Avenue, London EC3M 5AG. Registered number 15454. Authorised by the Prudential Regulation Authority and regulated by the Financial Conduct Authority and the Prudential Regulation Authority.