

Benchmark

Benchmark	7 day sterling LIBID
Sector	ABI Deposit & Treasury

Identification Codes

Sedol Code	3165263
Mex Code	VNCA5
Isin Code	GB0031652638
Citi Code	QX58

Fund Overview

Bid (29/10/2020)	95.40
Offer	n/a
Fund size (31/08/2020)	£45.12m
Number of holdings	7
Launch date	17/05/2002

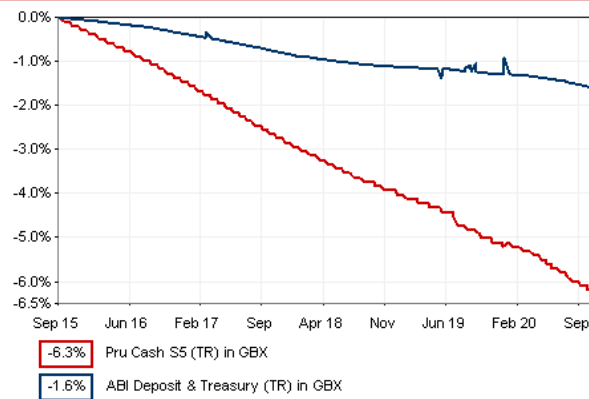
Fund Charges

Annual Management Charge (AMC)	1.55%
Further Costs	0.00%
Yearly Total	1.55%

Aims

Objective: The fund aims to provide a return consistent with investing in unsecured interest bearing deposits and/or reverse repurchase agreements and/or short-term UK Government bonds.

Performance



Discrete performance - to last month end

	30/09/15 to 30/09/16	30/09/16 to 30/09/17	30/09/17 to 30/09/18	30/09/18 to 30/09/19	30/09/19 to 30/09/20
Fund	-1.2%	-1.5%	-1.2%	-1.2%	-1.2%
Sector	-0.3%	-0.5%	-0.3%	-0.2%	-0.3%
Rank	24/24	24/24	24/24	25/25	25/25
Quartile	4	4	4	4	4

Annualised performance

	Annualised		
	3 Years to 30/09/20	5 Years to 30/09/20	10 Years to 30/09/20
Fund	-1.2%	-1.3%	-1.2%
Sector	-0.3%	-0.3%	-0.3%
Rank	24/24	24/24	22/22
Quartile	4	4	4

Fund Managers



Name: Prudential Capital

Ratings

FE Crown




Important Information

- Because of changes in exchange rates the value of your investment, as well as any money you take from it, can go down as well as up.
- If you take more money from the plan than the amount your investment has grown by, the value of your investment will be less than you've put in.
- Some funds may invest in 'underlying' funds or other investment vehicles. The performance of our fund, compared to what it's invested in won't be exactly the same. That can be due to additional charges, cash management (needed to help people to enter and leave our fund when they want), tax and the timing of investments (this is known as a fund's dealing cycle, it varies between managers and can be several days).
- Source of portfolio data: Broadridge. Source of performance data: FE fundinfo. We can't predict the future. Past performance isn't a guide to future performance. The figures shown are intended only to demonstrate performance history of the fund, after allowing for the impact of fund charges and further costs, but take no account of product charges, or any Annual Management Charge paid for by the deduction of units. Charges and further costs may vary in the future and may be higher than they are now. Fund performance is based upon the movement of the daily price and is shown as total return in GBP with net income reinvested. The value of your investment can go down as well as up so you might get back less than you put in.
- This factsheet is for information purposes only. If there is information or terminology included that you would like to discuss, then please contact an adviser. Investors should refer to their policy documentation and supporting brochures for fund availability, investment strategy, any product information and charges. Every care has been taken in populating this output, however it must be appreciated that neither Broadridge, Prudential nor their sources guarantee the accuracy, adequacy or completeness of this information or make any warranties regarding results from its usage.


Holdings

Name	% Weight	Sector	Country
1 HSBC BANK PLC	24.82%	Cash and Equivalents	Cash and Equivalents
2 M + G INVESTMENT MANAGEMENT LI	24.82%	Cash and Equivalents	Cash and Equivalents
3 M + G INVESTMENT MANAGEMENT LI	18.39%	Cash and Equivalents	Cash and Equivalents
4 M + G INVESTMENT MANAGEMENT LI	13.30%	Cash and Equivalents	Cash and Equivalents
5 M + G INVESTMENT MANAGEMENT LI	11.52%	Cash and Equivalents	Cash and Equivalents
6 LIFE TREASURY POOL INTEREST	8.45%	Non-Classified	Non-Classified
7 Cash	-1.31%	Cash and Equivalents	Cash and Equivalents

Asset Allocation



Regional Allocation



Equity Sector Breakdown



Top Country Breakdown



Important Information

- Because of changes in exchange rates the value of your investment, as well as any money you take from it, can go down as well as up. If you take more money from the plan than the amount your investment has grown by, the value of your investment will be less than you've put in.
- The Industry Classification Benchmark is a product of FTSE International Limited and has been licensed for use.
- "Prudential" is a trading name of The Prudential Assurance Company Limited, which is registered in England and Wales. Registered office at 10 Fenchurch Avenue, London EC3M 5AG. Registered number 15454. Authorised by the Prudential Regulation Authority and regulated by the Financial Conduct Authority and the Prudential Regulation Authority.