

Benchmark

Benchmark	FTSE All Share
Benchmark Category	-
IA Sector	UK All Companies

Identification Codes

Sedol Code	B6Y80X4
Mex Code	STPLAT
Isin Code	GB00B6Y80X40
Citi Code	10G7

Fund Overview

Mid (13/11/2024)	125.20p
Historic yield	2.53%
Fund size (31/05/2025)	£162.73m
Number of holdings	50
Ongoing Charges	0.89%
Launch date	17/05/2012

Fund Charges

Entry Charge	0.00%
Ongoing Charges	0.89%

Fund Background

Valuation frequency	Daily
Valuation point	12:00
Fund type	OEIC
Launch price	£0.50
Fund currency	Pound Sterling
Fund domicile	United Kingdom
ISA allowable	Yes
SIPP allowable	Yes

Dealing

Minimum Investment	£2000000
Minimum Top Up	£50000
Minimum Regular Saving	-
Settlement Period: Buy	3 days
Settlement Period: Sell	3 days
Pricing Basis	Forward
Dealing Decimals	3

Distribution Dates

Ex dividend date(s)	Income payment date(s)
01 March	30 April


Aims

To generate growth over the long term (5 years or more) by investing in UK equities (company shares) which adhere to the abrdn UK Ethical Equity Investment Approach. Performance Target: To achieve a return in excess of the FTSE All-Share Index over rolling five year periods (after charges). There is no certainty or promise that the Performance Target will be achieved. Due to the ethical nature of the management process, there are a material number of stocks and sectors in the FTSE All-Share Index that the fund is unable to invest, which means the fund's performance profile may deviate significantly from that of the FTSE All-Share Index. The FTSE All-Share Index (the "Index") is a representative index of the UK stock market.

Performance

No data available! Please enter a valid code!

Fund Managers



Name: Rebecca Maclean      Lesley Duncan  
Manager for: 7 years, 3 months      21 years, 1 months

Group Details

Group name	abrdn OEIC
Group address	Aberdeen Standard Fund Managers Limited PO BOX 12233 Chelmsford CM99 2EE
Group telephone	0800 33 33 53
Dealing telephone	0800 33 33 53
Email	investments_marketline@standardlife.com
Homepage	www.aberdeenstandard.com
Fax number	0131 525 9720


Important Information

- Source of portfolio data: Broadridge. Source of performance data: FE fundinfo. We can't predict the future. Past performance isn't a guide to future performance. The figures shown are intended only to demonstrate performance history of the fund, after allowing for the impact of ongoing charges, but take no account of product charges. Ongoing charges may vary in the future and may be higher than they are now. Fund performance is based upon the movement of the daily price and is shown as total return in GBP with income reinvested. The value of your investment can go down as well as up so you might get back less than you put in.
- This factsheet is for information purposes only. If there is information or terminology included that you would like to discuss, then please contact an adviser. Investors should refer to their policy documentation and supporting brochures for fund availability, investment strategy, any product information and charges. Every care has been taken in populating this output, however it must be appreciated that neither Broadridge, Prudential nor their sources guarantee the accuracy, adequacy or completeness of this information or make any warranties regarding results from its usage.


Top 10 Holdings

Name	% Weight	Sector	Country
1 RELX	5.42%	Software & Computer Services	United Kingdom
2 LONDON STOCK EXCHANGE GROUP	4.05%	Finance & Credit Services	United Kingdom
3 NATIONAL GRID	3.85%	Gas, Water & Multi-utilities	United Kingdom
4 ROYAL BANK OF SCOTLAND GROUP	3.71%	Banks	United Kingdom
5 SSE	3.40%	Electricity	United Kingdom
6 TELECOM PLUS	3.37%	Electricity	United Kingdom
7 SIRIUS REAL ESTATE LTD	2.90%	Real Estate Investment Trusts	Direct Property and REITs
8 SOFTCAT	2.88%	Software & Computer Services	United Kingdom
9 SAGE GROUP PLC. (THE)	2.66%	Software & Computer Services	United Kingdom
10 JTC	2.60%	Industrial Support Services	United Kingdom

Asset Allocation



Regional Allocation



Equity Sector Breakdown

Industrials	24.32%
Financials	20.40%
Consumer Discretionary	18.82%
Technology	15.23%
Utilities	10.63%
Real Estate	5.10%
Cash and Equivalents	3.66%
Telecommunications	1.85%

Top Country Breakdown

United Kingdom	90.03%
Direct Property and REITs	5.10%
Cash and Equivalents	3.66%
Ireland	1.21%

Breakdown By Market Cap (%)

Mega	17.97%
Large	13.17%
Medium	46.35%
Small	13.72%
Non-Classified	5.13%
Cash	3.66%

Important Information

- The Industry Classification Benchmark is a product of FTSE International Limited and has been licensed for use.
- "Prudential" is a trading name of The Prudential Assurance Company Limited, which is registered in England and Wales. Registered office at 10 Fenchurch Avenue, London EC3M 5AG. Registered number 15454. Authorised by the Prudential Regulation Authority and regulated by the Financial Conduct Authority and the Prudential Regulation Authority.