

Benchmark

| | |
|------------|---|
| Benchmark | FTSE Actuaries UK Conventional Gilts All Stocks Index |
| ABI Sector | UK Gilts |

Identification Codes

| | |
|------------|--------------|
| Sedol Code | 3193792 |
| Mex Code | PRGFP |
| Isin Code | GB0031937922 |
| Citi Code | MW28 |

Fund Overview

| | |
|------------------------|------------|
| Bid (24/12/2025) | 175.60 |
| Offer (24/12/2025) | 175.60 |
| Fund size (31/05/2019) | £10.29m |
| Underlying Fund size | £371.28m |
| Number of holdings | 114 |
| Launch date | 02/09/2002 |

Fund Charges

| | |
|--------------------------------|-------|
| Annual Management Charge (AMC) | 0.80% |
| Further Costs | 0.00% |
| Yearly Total | 0.80% |

Aims

Objective: The investment strategy of the fund is to purchase units in the M&G Gilt & Fixed Interest Income Fund - the underlying fund.

Underlying Fund Objective: The fund aims to provide a higher total return (the combination of capital growth and income), net of the Ongoing Charge Figure, than that of the FTSE UK Conventional Gilts All Stocks Index over any five-year period. At least 70% of the fund is invested, directly or indirectly through derivatives, in investment grade short, medium and long-dated gilts. These securities are issued or guaranteed by the UK government, and denominated in sterling. Other investments may include transferable securities, cash, and near cash, directly or via collective investment schemes (including funds managed by M&G). Derivatives may be used for investment purposes, efficient portfolio management and hedging.

Performance



Discrete performance - to last month end

| | 30/11/20 to 30/11/21 | 30/11/21 to 30/11/22 | 30/11/22 to 30/11/23 | 30/11/23 to 30/11/24 | 30/11/24 to 30/11/25 |
|----------|----------------------|----------------------|----------------------|----------------------|----------------------|
| Fund | -1.8% | -21.9% | -5.8% | 3.3% | 1.3% |
| Sector | -2.3% | -23.2% | -6.7% | 2.9% | 1.5% |
| Rank | 29/121 | 31/122 | 32/123 | 42/125 | 86/125 |
| Quartile | 1 | 1 | 2 | 2 | 3 |

Annualised performance

| | 3 Years to 30/11/25 | 5 Years to 30/11/25 | 10 Years to 30/11/25 |
|----------|---------------------|---------------------|----------------------|
| Fund | -0.5% | -5.4% | -0.8% |
| Sector | -0.9% | -6.1% | -1.2% |
| Rank | 54/123 | 34/121 | 41/117 |
| Quartile | 2 | 2 | 2 |

Fund Managers



Name: Miles Tym
Manager of the underlying fund for: 5 years, 1 months

Ratings

FE Crown



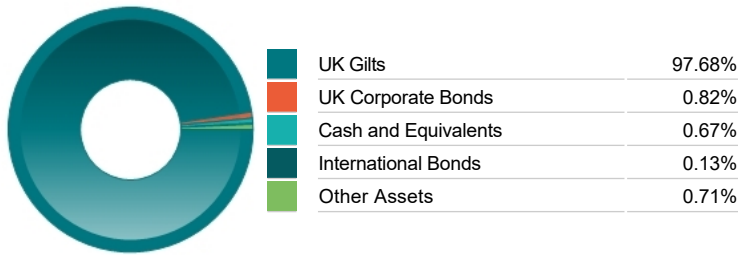
Important Information

- Because of changes in exchange rates the value of your investment, as well as any money you take from it, can go down as well as up.
- Some funds may invest in 'underlying' funds or other investment vehicles. The performance of our fund, compared to what it's invested in won't be exactly the same. That can be due to additional charges, cash management (needed to help people to enter and leave our fund when they want), tax and the timing of investments (this is known as a fund's dealing cycle, it varies between managers and can be several days).
- Source of portfolio data: Broadridge. Source of performance data: FE fundinfo. We can't predict the future. Past performance isn't a guide to future performance. The figures shown are intended only to demonstrate performance history of the fund, after allowing for the impact of fund charges and further costs, but take no account of product charges, or any Annual Management Charge paid for by the deduction of units. Charges and further costs may vary in the future and may be higher than they are now. Fund performance is based upon the movement of the daily price and is shown as total return in GBP with gross income reinvested. The value of your investment can go down as well as up so you might get back less than you put in.
- This factsheet is for information purposes only. If there is information or terminology included that you would like to discuss, then please contact an adviser. Investors should refer to their policy documentation and supporting brochures for fund availability, investment strategy, any product information and charges. Every care has been taken in populating this output, however it must be appreciated that neither Broadridge, Prudential nor their sources guarantee the accuracy, adequacy or completeness of this information or make any warranties regarding results from its usage.

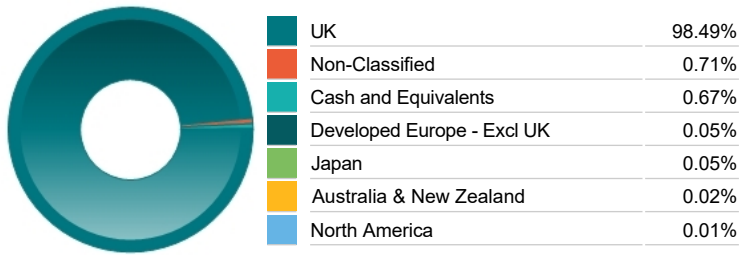
Top 10 Holdings

| Name | % Weight | Sector | Country |
|---------------------------------------|----------|--------|----------------|
| 1 4% Treasury Gilt 2029 | 15.62% | Bonds | United Kingdom |
| 2 1¼% Treasury Gilt 2051 | 14.95% | Bonds | United Kingdom |
| 3 4¼% Treasury Gilt 2027 | 12.85% | Bonds | United Kingdom |
| 4 ½% Treasury Gilt 2029 | 9.51% | Bonds | United Kingdom |
| 5 1¼% Index-linked Treasury Gilt 2038 | 5.62% | Bonds | United Kingdom |
| 6 ½% Index-linked Treasury Gilt 2039 | 5.48% | Bonds | United Kingdom |
| 7 ¾% Index-linked Treasury Gilt 2045 | 4.98% | Bonds | United Kingdom |
| 8 1% Treasury Gilt 2032 | 4.97% | Bonds | United Kingdom |
| 9 4¾% Treasury Gilt 2043 | 4.90% | Bonds | United Kingdom |
| 10 4¼% Treasury Gilt 2029 | 4.56% | Bonds | United Kingdom |

Asset Allocation



Regional Allocation




Equity Sector Breakdown

| | |
|----------------------|--------|
| Bonds | 98.62% |
| Non-Classified | 0.71% |
| Cash and Equivalents | 0.67% |

Top Country Breakdown

| | |
|----------------------|--------|
| United Kingdom | 98.49% |
| Non-Classified | 0.71% |
| Cash and Equivalents | 0.67% |
| Japan | 0.05% |
| France | 0.03% |
| Australia | 0.02% |
| Switzerland | 0.01% |
| Other Countries | 0.01% |

Fixed Interest Currencies



Important Information

- Because of changes in exchange rates the value of your investment, as well as any money you take from it, can go down as well as up.
- The Industry Classification Benchmark is a product of FTSE International Limited and has been licensed for use.
- 'Prudential' is a trading name of The Prudential Assurance Company Limited, which is registered in England and Wales. Registered office at 10 Fenchurch Avenue, London EC3M 5AG. Registered number 15454. Authorised by the Prudential Regulation Authority and regulated by the Financial Conduct Authority and the Prudential Regulation Authority.