

Benchmark

Benchmark	75% HSBC Global Mining & 25% MSCI AC World Energy Indices
Benchmark Category	-
IA Sector	Global

Identification Codes

Sedol Code	3373776
Mex Code	CFRESB
Isin Code	GB0033737767
Citi Code	QI38

Fund Overview

Mid (11/12/2018)	270.68p
Historic yield	1.34%
Fund size (30/11/2018)	£136.87m
Number of holdings	48
Ongoing Charges	0.79%
Launch date	27/10/2003

Fund Charges

Entry Charge	-
Ongoing Charges	0.79%

Fund Background

Valuation frequency	Daily
Valuation point	12:00
Fund type	OEIC
Launch price	£1.00
Fund currency	Pound Sterling
Fund domicile	United Kingdom
ISA allowable	Yes
SIPP allowable	Yes

Dealing

Minimum Investment	£500000
Minimum Top Up	£50000
Minimum Regular Saving	-
Settlement Period: Buy	4 days
Settlement Period: Sell	4 days
Pricing Basis	Forward
Dealing Decimals	3

Distribution Dates

Ex dividend date(s)	Income payment date(s)
01 February	31 March
01 August	30 September

Aims

The Fund aims to achieve long-term capital growth. The Fund invests in equities in the natural resources and energy sectors world-wide.

Performance

No data available! Please enter a valid code!

Ratings

FE Crown	
----------	---

Group Details

Group name	First Sentier Investors (UK)
Group address	Finsbury Circus House 15 Finsbury Circus London EC2M 7EB
Group telephone	020 7332 6500
Dealing telephone	-
Email	-
Homepage	www.firstsentierinvestors.com
Fax number	-


Important Information

- Source of portfolio data: Broadridge. Source of performance data: FE fundinfo. We can't predict the future. Past performance isn't a guide to future performance. The figures shown are intended only to demonstrate performance history of the fund, after allowing for the impact of ongoing charges, but take no account of product charges. Ongoing charges may vary in the future and may be higher than they are now. Fund performance is based upon the movement of the daily price and is shown as total return in GBP with income reinvested. The value of your investment can go down as well as up so you might get back less than you put in.
- This factsheet is for information purposes only. If there is information or terminology included that you would like to discuss, then please contact an adviser. Investors should refer to their policy documentation and supporting brochures for fund availability, investment strategy, any product information and charges. Every care has been taken in populating this output, however it must be appreciated that neither Broadridge, Prudential nor their sources guarantee the accuracy, adequacy or completeness of this information or make any warranties regarding results from its usage

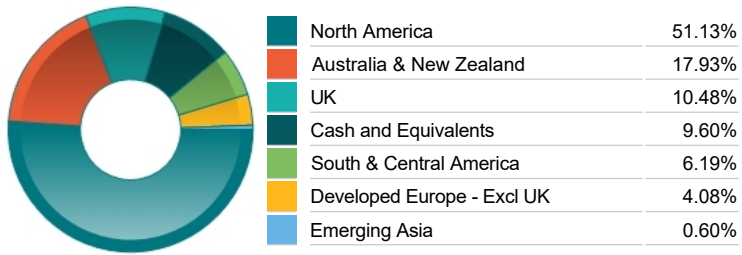
Top 10 Holdings

Name	% Weight	Sector	Country
1 RIO TINTO LTD	8.92%	Industrial Metals & Mining	Australia
2 BHP GROUP LTD	6.26%	Industrial Metals & Mining	Australia
3 VALE SA	6.19%	Industrial Metals & Mining	Brazil
4 CHEVRON CORP	5.35%	Non-Renewable Energy	United States
5 FRANCO NEVADA CORP	4.06%	Precious Metals & Mining	Canada
6 TECK RESOURCES LTD	4.00%	Industrial Metals & Mining	Canada
7 SUNCOR ENERGY INC(NEW)	3.41%	Non-Renewable Energy	Canada
8 GLENCORE	3.19%	Non-Renewable Energy	United Kingdom
9 AGNICO EAGLE MINES	3.18%	Precious Metals & Mining	Canada
10 EXXON MOBIL CORP	3.10%	Non-Renewable Energy	United States

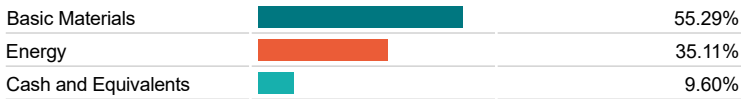
Asset Allocation



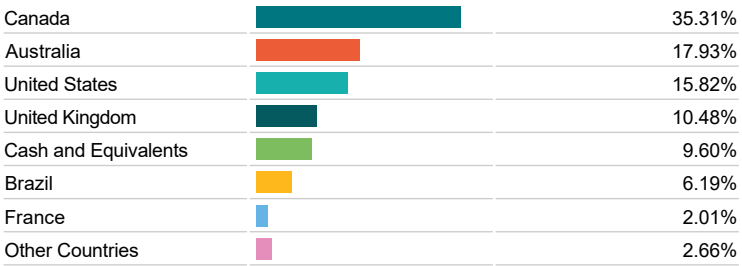
Regional Allocation



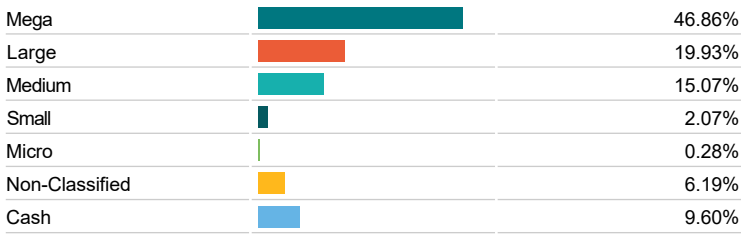
Equity Sector Breakdown




Top Country Breakdown



Breakdown By Market Cap (%)



Fixed Interest Currencies



Important Information

- The Industry Classification Benchmark is a product of FTSE International Limited and has been licensed for use.
- "Prudential" is a trading name of The Prudential Assurance Company Limited, which is registered in England and Wales. Registered office at 10 Fenchurch Avenue, London EC3M5AG. Registered number 15454. Authorised by the Prudential Regulation Authority and regulated by the Financial Conduct Authority and the Prudential Regulation Authority.

Commentary

The Fund invests in shares of companies around the world that are involved in natural resources and the energy industries.