

Benchmark

Benchmark	S&P Global Infrastructure NR
Benchmark Category	-
IA Sector	Unclassified

Identification Codes

Sedol Code	BDR8GH6
Mex Code	-
Isin Code	GB00BDR8GH68
Citi Code	PDHO

Fund Overview

Mid (02/04/2026)	183.30p
Historic yield	3.79%
Fund size (31/01/2026)	£107.35m
Number of holdings	28
Ongoing Charges	0.81%
Launch date	13/08/2018

Fund Charges

Entry Charge	0.00%
Ongoing Charges	0.81%

Fund Background

Valuation frequency	Daily
Valuation point	-
Fund type	ICVC
Launch price	\$1.00
Fund currency	Pound Sterling
Fund domicile	United Kingdom
ISA allowable	Yes
SIPP allowable	Yes

Dealing

Minimum Investment	£10000000
Minimum Top Up	£0
Minimum Regular Saving	-
Settlement Period: Buy	3 days
Settlement Period: Sell	3 days
Pricing Basis	Forward
Dealing Decimals	4

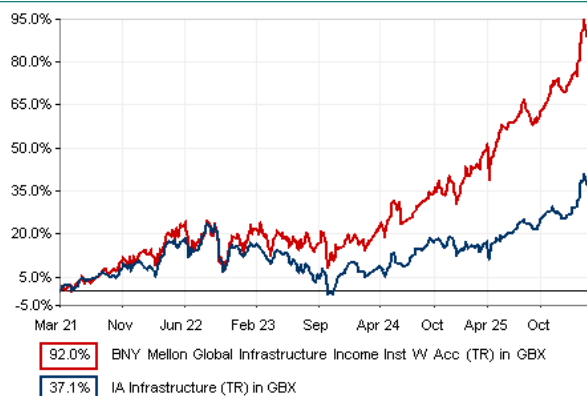
Distribution Dates

Ex dividend date(s)	Income payment date(s)
02 January	28 February
03 April	31 May
03 July	31 August
02 October	30 November

Aims

The Sub-Fund aims to maximise total returns from income and capital growth by gaining exposure to companies located worldwide that are engaged in infrastructure and related operations.

Performance




Discrete performance - to last month end

	31/03/21 to 31/03/22	31/03/22 to 31/03/23	31/03/23 to 31/03/24	31/03/24 to 31/03/25	31/03/25 to 31/03/26
Fund	19.5%	-2.2%	5.1%	20.8%	29.3%
Sector	16.4%	-3.9%	-2.8%	7.3%	17.5%
Rank	7/28	7/30	6/34	1/36	2/37
Quartile	1	1	1	1	1

Annualised performance

	Annualised		
	3 Years to 31/03/26	5 Years to 31/03/26	10 Years to 31/03/26
Fund	18.0%	13.9%	n/a
Sector	7.0%	6.5%	7.4%
Rank	1/34	1/28	n/a
Quartile	1	1	n/a

Fund Managers



Name: Brock Campbell
Manager for: 4 years, 4 months

Ratings

FE Crown



Group Details

Group name	BNY Mellon Fund Management (Luxembourg) S.A.
Group address	BNY Mellon Asset Management International Limited The Bank of New York Mellon Centre 160 Queen Victoria Street London EC4V 4LA United Kingdom
Group telephone	0500 66 00 00
Dealing telephone	-
Email	-
Homepage	www.bnymellonam.com
Fax number	-


Important Information

- Source of portfolio data: Broadridge. Source of performance data: FE fundinfo. We can't predict the future. Past performance isn't a guide to future performance. The figures shown are intended only to demonstrate performance history of the fund, after allowing for the impact of ongoing charges, but take no account of product charges. Ongoing charges may vary in the future and may be higher than they are now. Fund performance is based upon the movement of the daily price and is shown as total return in GBP with income reinvested. The value of your investment can go down as well as up so you might get back less than you put in.
- This factsheet is for information purposes only. If there is information or terminology included that you would like to discuss, then please contact an adviser. Investors should refer to their policy documentation and supporting brochures for fund availability, investment strategy, any product information and charges. Every care has been taken in populating this output, however it must be appreciated that neither Broadridge, Prudential nor their sources guarantee the accuracy, adequacy or completeness of this information or make any warranties regarding results from its usage

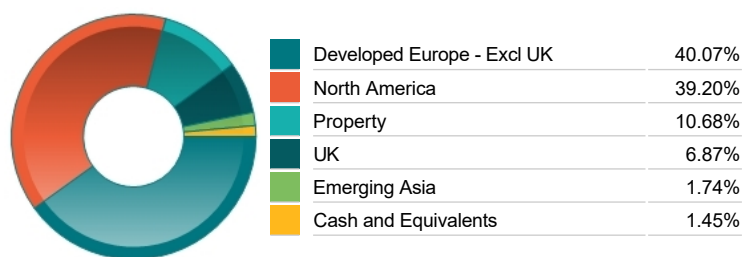
Top 10 Holdings

Name	% Weight	Sector	Country
1 HESS MIDSTREAM LP	6.83%	Non-Renewable Energy	United States
2 ENEL - SPA	6.53%	Electricity	Italy
3 ONEOK	6.49%	Non-Renewable Energy	United States
4 HEALTHPEAK PROPERTIES	6.20%	Real Estate Investment Trusts	Direct Property and REITs
5 ENGIE	6.00%	Gas, Water & Multi-utilities	France
6 BOUYGUES	5.05%	Construction & Materials	France
7 ORANGE	4.85%	Telecommunications Service Providers	France
8 Omega Healthcare Investors Omega Healthcare Investors, Inc USD0.10	4.48%	Real Estate Investment Trusts	Direct Property and REITs
9 ANTERO MIDSTREAM CORP	4.22%	Non-Renewable Energy	United States
10 ENBRIDGE	4.12%	Non-Renewable Energy	Canada

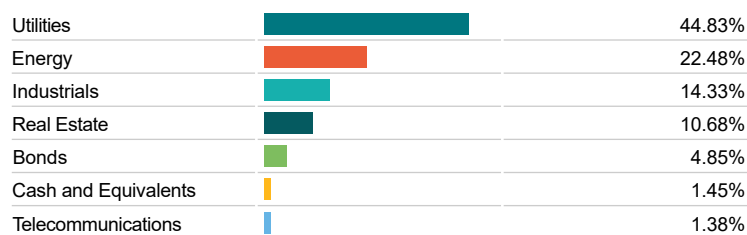
Asset Allocation



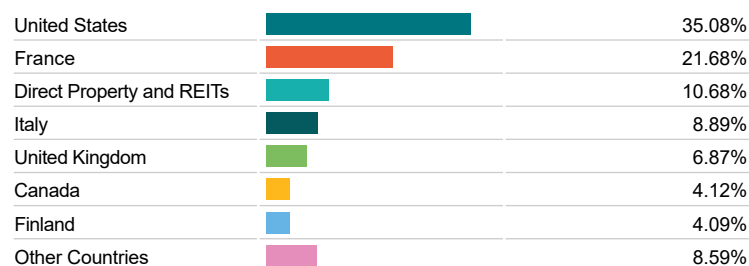
Regional Allocation



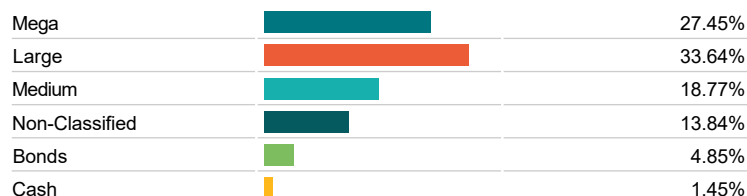
Equity Sector Breakdown



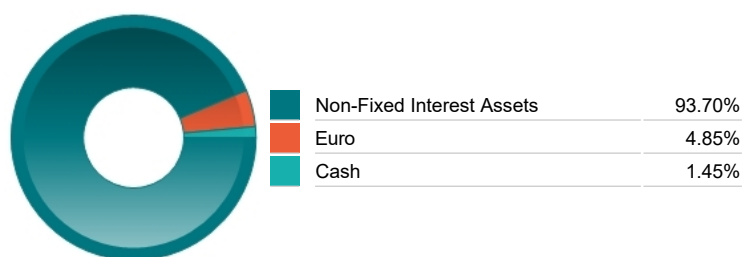
Top Country Breakdown



Breakdown By Market Cap (%)



Fixed Interest Currencies



Important Information

- The Industry Classification Benchmark is a product of FTSE International Limited and has been licensed for use.
- "Prudential" is a trading name of The Prudential Assurance Company Limited, which is registered in England and Wales. Registered office at 10 Fenchurch Avenue, London EC3M5AG. Registered number 15454. Authorised by the Prudential Regulation Authority and regulated by the Financial Conduct Authority and the Prudential Regulation Authority.