

Benchmark

Benchmark	IA Global Mixed Bond Sector
Sector	ABI Global Fixed Interest

Identification Codes

Sedol Code	B3BW3K6
Mex Code	PUIPRT
Isin Code	GB00B3BW3K60
Citi Code	DAC3

Fund Overview

Bid (05/08/2022)	125.10
Offer	n/a
Fund size (30/06/2022)	£3.19m
Underlying Fund size	£176.35m
Number of holdings	298
Launch date	20/10/2008

Fund Charges

Annual Management Charge (AMC)	1.90%
Further Costs	0.18%
Yearly Total	2.08%

Aims

Objective: The investment strategy of the fund is to purchase units in the Invesco Global Bond Fund (UK) - the underlying fund.

Underlying Fund Objective: The fund aims to achieve income and capital growth over the medium to long term (3 to 5 years plus). The fund invests at least 80% of its assets in debt securities (including investment grade, non-investment grade and unrated) issued by governments, supranational bodies, other public entities as well as by companies, globally. The fund will take active currency positions globally.

Performance



Discrete performance - to last month end

	31/07/17 to 31/07/18	31/07/18 to 31/07/19	31/07/19 to 31/07/20	31/07/20 to 31/07/21	31/07/21 to 31/07/22
Fund	-2.1%	4.8%	-1.2%	-3.3%	-6.0%
Sector	-1.2%	7.7%	1.9%	-4.0%	-5.7%
Rank	51/56	45/58	55/58	22/58	40/58
Quartile	4	4	4	2	3

Annualised performance

	Annualised		
	3 Years to 31/07/22	5 Years to 31/07/22	10 Years to 31/07/22
Fund	-3.5%	-1.6%	0.3%
Sector	-2.7%	-0.4%	1.0%
Rank	38/58	53/56	37/43
Quartile	3	4	4

Fund Managers



Name: **Stuart Edwards**
 Manager of the underlying fund for: 12 years, 4 months

Ratings

FE Crown



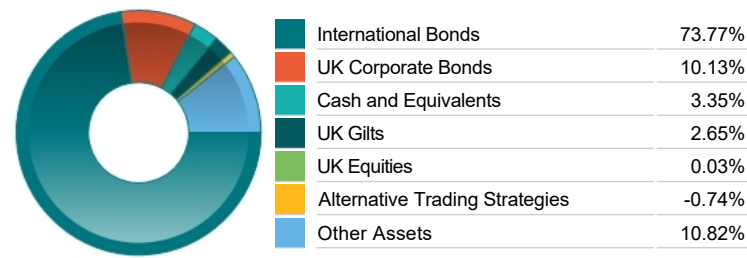
Important Information

- Because of changes in exchange rates the value of your investment, as well as any money you take from it, can go down as well as up.
- Some funds may invest in 'underlying' funds or other investment vehicles. The performance of our fund, compared to what it's invested in won't be exactly the same. That can be due to additional charges, cash management (needed to help people to enter and leave our fund when they want), tax and the timing of investments (this is known as a fund's dealing cycle, it varies between managers and can be several days).
- Source of portfolio data: Broadridge. Source of performance data: FE fundinfo. We can't predict the future. Past performance isn't a guide to future performance. The figures shown are intended only to demonstrate performance history of the fund, after allowing for the impact of fund charges and further costs, but take no account of product charges, or any Annual Management Charge paid for by the deduction of units. Charges and further costs may vary in the future and may be higher than they are now. Fund performance is based upon the movement of the daily price and is shown as total return in GBP with net income reinvested. The value of your investment can go down as well as up so you might get back less than you put in.
- This factsheet is for information purposes only. If there is information or terminology included that you would like to discuss, then please contact an adviser. Investors should refer to their policy documentation and supporting brochures for fund availability, investment strategy, any product information and charges. Every care has been taken in populating this output, however it must be appreciated that neither Broadridge, Prudential nor their sources guarantee the accuracy, adequacy or completeness of this information or make any warranties regarding results from its usage.

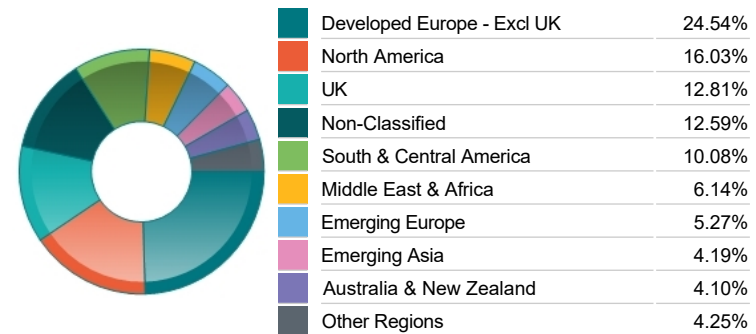
Top 10 Holdings

Name	% Weight	Sector	Country
1 UNITED STATES TREAS 0.625 APR 15 23 I/L	5.56%	Bonds	United States
2 UNITED STATES TREAS 2.250 FEB 15 52 RGD	3.02%	Non-Classified	Non-Classified
3 AUSTRALIA(CMNWLTH) 2.750 NOV 21 27	2.98%	Bonds	Australia
4 SCOTTISH HYDRO 1.500 MAR 24 28 REG	2.52%	Bonds	Non-Classified
5 MEXICO(UTD MEX ST) 7.750 MAY 29 31	2.33%	Bonds	Mexico
6 STH AFRICA(REP OF) 8.000 JAN 31 30	2.30%	Bonds	South Africa
7 ¼% Treasury Gilt 2023	2.25%	Bonds	United Kingdom
8 MEXICO (UTD MEX ST) 5.750 MAR 05 26	2.04%	Bonds	Mexico
9 ITALY(REP OF) 0.950 JUN 01 32	1.95%	Bonds	Italy
10 UNITED STATES TREAS 0.125 APR 30 23	1.83%	Bonds	United States

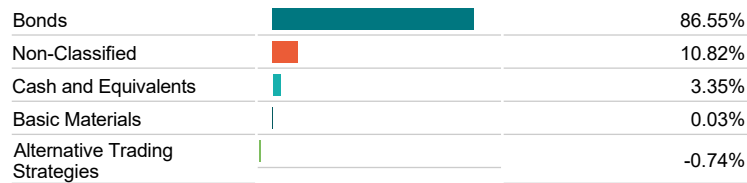
Asset Allocation



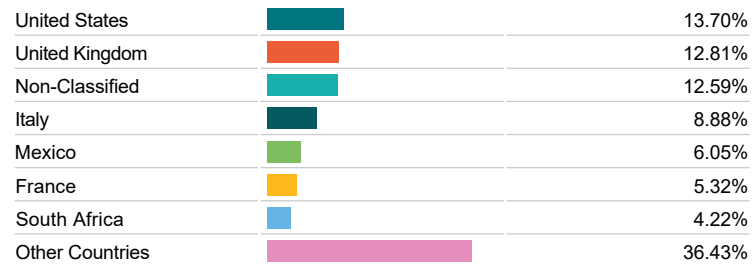
Regional Allocation



Bond Sector Breakdown



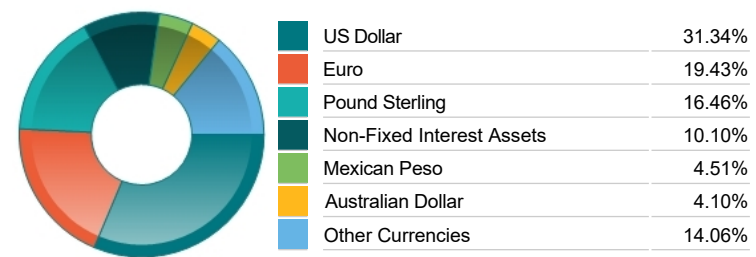
Top Country Breakdown



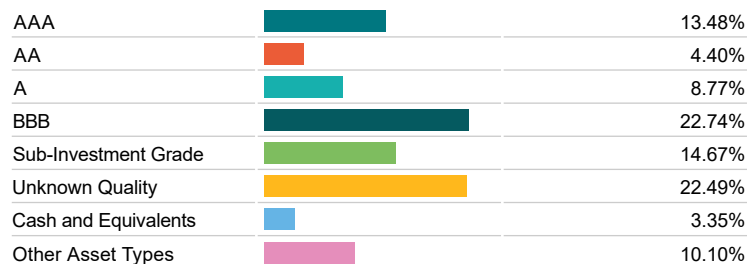
Breakdown By Market Cap (%)



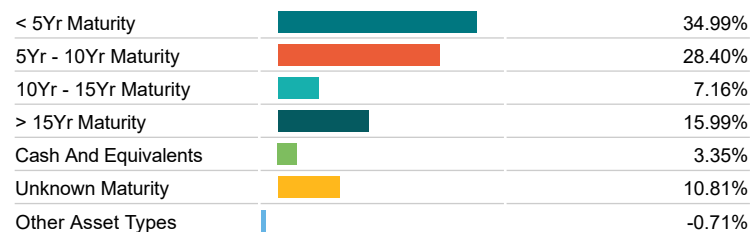
Fixed Interest Currencies



Fixed Interest Quality Profile



Fixed Interest Maturity Profile



Important Information

- Because of changes in exchange rates the value of your investment, as well as any money you take from it, can go down as well as up.
- The Industry Classification Benchmark is a product of FTSE International Limited and has been licensed for use.
- "Prudential" is a trading name of The Prudential Assurance Company Limited, which is registered in England and Wales. Registered office at 10 Fenchurch Avenue, London EC3M 5AG. Registered number 15454. Authorised by the Prudential Regulation Authority and regulated by the Financial Conduct Authority and the Prudential Regulation Authority.