

Benchmark

Benchmark SONIA 1W (Please note the benchmark for this fund has changed recently. Please see <https://www.pru.co.uk/funds/fund-changes> /libor for further information.)
Sector ABI Deposit & Treasury

Identification Codes

Sedol Code 3164776
Mex Code VNCS
Isin Code GB0031647760
Citi Code QX55

Fund Overview

Bid (11/08/2022) 97.90
Offer (11/08/2022) 97.90
Fund size (30/06/2022) £37.17m
Number of holdings 6
Launch date 17/05/2002

Fund Charges

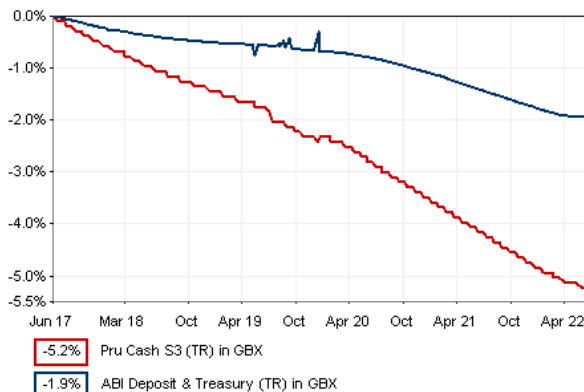
Annual Management Charge (AMC) 1.30%
Further Costs 0.00%
Yearly Total 1.30%

Aims

The investment strategy of the fund is to provide an investment return that is consistent with a high degree of security with short-term liquidity. The fund holds a mixture of deposits and short-term bonds and securities issued by banks, the UK Government, local authorities and leading UK companies.

Performance Objective: To perform in line with the benchmark before charges on a rolling three year basis.

Performance




Discrete performance - to last month end

	31/07/17 to 31/07/18	31/07/18 to 31/07/19	31/07/19 to 31/07/20	31/07/20 to 31/07/21	31/07/21 to 31/07/22
Fund	-1.1%	-0.9%	-1.0%	-1.3%	-1.0%
Sector	-0.4%	-0.2%	-0.3%	-0.6%	-0.4%
Rank	24/24	24/24	25/25	25/25	25/25
Quartile	4	4	4	4	4

Annualised performance

	Annualised		
	3 Years to 31/07/22	5 Years to 31/07/22	10 Years to 31/07/22
Fund	-1.1%	-1.0%	-1.0%
Sector	-0.4%	-0.4%	-0.4%
Rank	25/25	24/24	24/24
Quartile	4	4	4

Fund Managers



Name: M&G Cash and Currency

Ratings

FE Crown



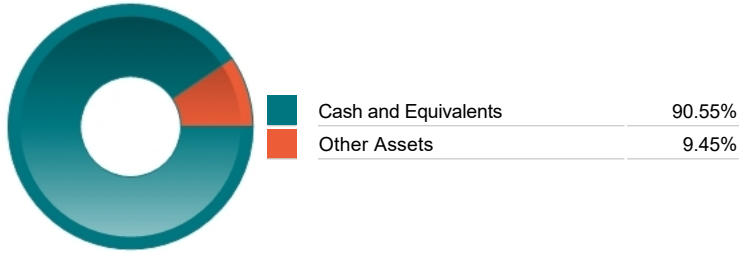
Important Information

- Because of changes in exchange rates the value of your investment, as well as any money you take from it, can go down as well as up.
- If you take more money from the plan than the amount your investment has grown by, the value of your investment will be less than you've put in.
- Some funds may invest in 'underlying' funds or other investment vehicles. The performance of our fund, compared to what it's invested in won't be exactly the same. That can be due to additional charges, cash management (needed to help people to enter and leave our fund when they want), tax and the timing of investments (this is known as a fund's dealing cycle, it varies between managers and can be several days).
- Source of portfolio data: Broadridge. Source of performance data: FE fundinfo. We can't predict the future. Past performance isn't a guide to future performance. The figures shown are intended only to demonstrate performance history of the fund, after allowing for the impact of fund charges and further costs, but take no account of product charges, or any Annual Management Charge paid for by the deduction of units. Charges and further costs may vary in the future and may be higher than they are now. Fund performance is based upon the movement of the daily price and is shown as total return in GBP with net income reinvested. The value of your investment can go down as well as up so you might get back less than you put in.
- This factsheet is for information purposes only. If there is information or terminology included that you would like to discuss, then please contact an adviser. Investors should refer to their policy documentation and supporting brochures for fund availability, investment strategy, any product information and charges. Every care has been taken in populating this output, however it must be appreciated that neither Broadridge, Prudential nor their sources guarantee the accuracy, adequacy or completeness of this information or make any warranties regarding results from its usage.

Holdings

Name	% Weight	Sector	Country
1 M + G INVESTMENT MANAGEMENT LI	22.87%	Cash and Equivalents	Cash and Equivalents
2 M + G INVESTMENT MANAGEMENT LI	22.87%	Cash and Equivalents	Cash and Equivalents
3 M + G INVESTMENT MANAGEMENT LI	22.87%	Cash and Equivalents	Cash and Equivalents
4 M + G INVESTMENT MANAGEMENT LI	22.87%	Cash and Equivalents	Cash and Equivalents
5 LIFE TREASURY POOL INTEREST	9.45%	Non-Classified	Non-Classified
6 Cash	-0.91%	Cash and Equivalents	Cash and Equivalents

Asset Allocation



Regional Allocation



Equity Sector Breakdown



Top Country Breakdown



Important Information

- Because of changes in exchange rates the value of your investment, as well as any money you take from it, can go down as well as up. If you take more money from the plan than the amount your investment has grown by, the value of your investment will be less than you've put in.
- The Industry Classification Benchmark is a product of FTSE International Limited and has been licensed for use.
- "Prudential" is a trading name of The Prudential Assurance Company Limited, which is registered in England and Wales. Registered office at 10 Fenchurch Avenue, London EC3M 5AG. Registered number 15454. Authorised by the Prudential Regulation Authority and regulated by the Financial Conduct Authority and the Prudential Regulation Authority.