

**Benchmark**

A target for the Fund's performance has been set by reference to the UK Consumer Price Index (CPI) +3.5% (the "Index") over a ten year period.

Benchmark	Target
IA Sector	Unclassified

**Identification Codes**

Sedol Code	BKWGB68
Mex Code	-
Isin Code	GB00BKWGB681
Citi Code	BONS

**Fund Overview**

Mid (02/04/2026)	142.35p
Historic yield	1.54%
Fund size (28/02/2026)	£143.48m
Number of holdings	8970
Ongoing Charges	0.70%
Launch date	20/07/2020

**Fund Charges**

Entry Charge	0.00%
Ongoing Charges	0.70%

**Fund Background**

Valuation frequency	Daily
Valuation point	12:00
Fund type	OEIC
Launch price	£1.00
Fund currency	Pound Sterling
Fund domicile	United Kingdom
ISA allowable	Yes
SIPP allowable	Yes

**Dealing**

Minimum Investment	-
Minimum Top Up	-
Minimum Regular Saving	-
Settlement Period: Buy	4 days
Settlement Period: Sell	4 days
Pricing Basis	Forward
Dealing Decimals	3

**Distribution Dates**

Ex dividend date(s)	Income payment date(s)
31 March	31 May
30 September	30 November

**Aims**

The investment objective of the Fund is to deliver total returns (comprised of income and capital growth) of the Consumer Prices Index + 3.5% over the long term (10 years) (net of management fees and underlying fund charges). Capital is in fact at risk and there is no guarantee that a positive return will be achieved over a ten year, or any, period.

**Performance**




**Discrete performance - to last month end**

	31/03/21 to 31/03/22	31/03/22 to 31/03/23	31/03/23 to 31/03/24	31/03/24 to 31/03/25	31/03/25 to 31/03/26
Fund	4.1%	-7.5%	13.5%	2.7%	11.4%

**Annualised performance**

	Annualised		
	3 Years to 31/03/26	5 Years to 31/03/26	10 Years to 31/03/26
Fund	9.1%	4.6%	n/a

**Fund Managers**



Name: Scott Osborne  
 Manager for: 5 years, 8 months

**Ratings**

FE Crown



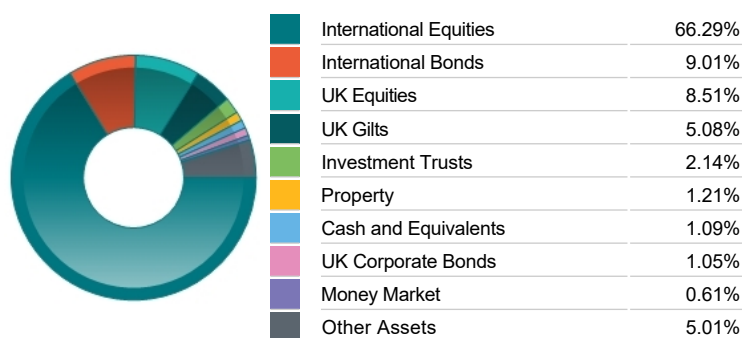
**Group Details**

Group name	Valu-Trac
Group address	Valu-Trac Investment Management Limited Orton, Fochabers Moray Scotland IV32 7QE
Group telephone	01343 880217
Dealing telephone	-
Email	-
Homepage	www.valu-trac.com/index.php
Fax number	-

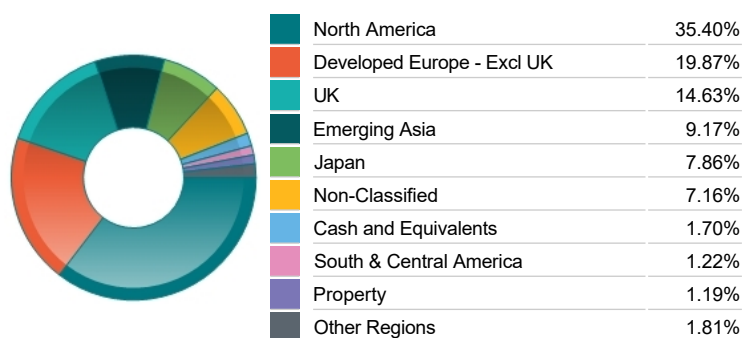
Top 10 Holdings

Name	% Weight	Sector	Country
1 4¾% Treasury Gilt 2054	3.15%	Bonds	United Kingdom
2 Credit Agricole Range Accrual GBP on Solactive Gilts 10Y	2.50%	Bonds	Luxembourg
3 4¾% Treasury Gilt 2043	1.93%	Bonds	United Kingdom
4 Goldman Sachs USD CMT 10 Daily Range Accrual 9.20%	1.89%	Bonds	Germany
5 NVIDIA CORPORATION	1.86%	Technology Hardware & Equipment	United States
6 APPLE	1.56%	Technology Hardware & Equipment	United States
7 Credit Agricole EuroStoxx Banks Income Autocall (2.215% Quarterly) Note	1.46%	Bonds	Luxembourg
8 Goldman Sachs USD CMT 10 Daily Range Accrual 10.0%	1.41%	Bonds	Germany
9 MICROSOFT CORPORATION	1.32%	Software & Computer Services	United States
10 TAIWAN SEMICONDUCTOR MANUFACTURING COMPANY LIMITED	1.25%	Technology Hardware & Equipment	Taiwan

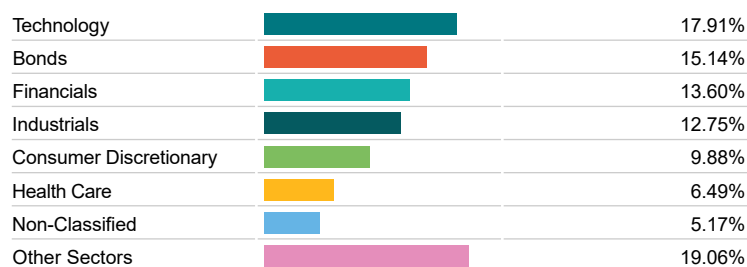
Asset Allocation



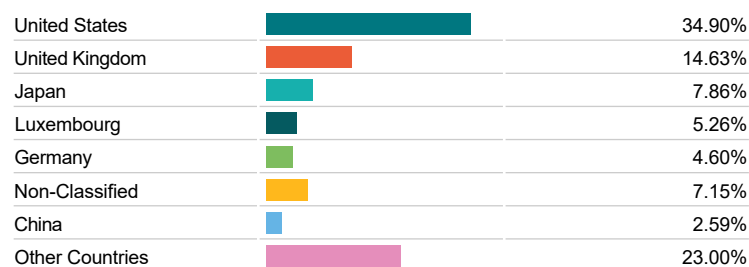
Regional Allocation



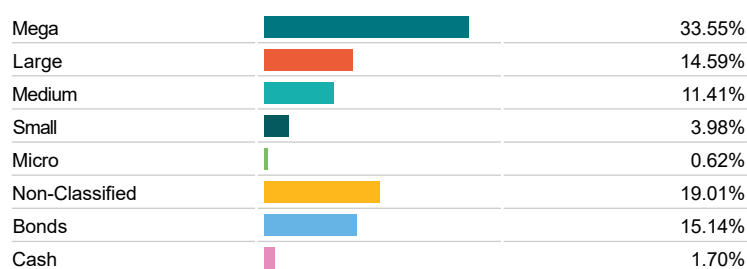
Equity Sector Breakdown



Top Country Breakdown



Breakdown By Market Cap (%)



Fixed Interest Currencies

