

Benchmark

Benchmark	MSCI ACWI Index
Benchmark Category	Target
IA Sector	Global

Identification Codes

Sedol Code	B6173L3
Mex Code	-
Isin Code	GB00B6173L33
Citi Code	0QRM

Fund Overview

Mid (15/07/2025)	329.64p
Historic yield	2.04%
Fund size (31/05/2025)	£403.32m
Number of holdings	262
Ongoing Charges	0.90%
Launch date	17/02/2012

Fund Charges

Entry Charge	0.00%
Ongoing Charges	0.90%

Fund Background

Valuation frequency	Daily
Valuation point	12:00
Fund type	OEIC
Launch price	\$1.00
Fund currency	Pound Sterling
Fund domicile	United Kingdom
ISA allowable	Yes
SIPP allowable	Yes

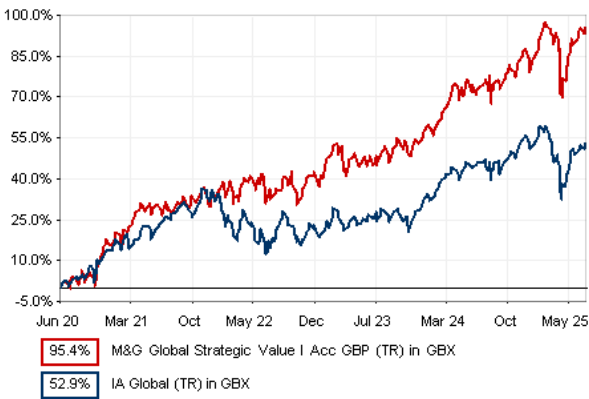
Dealing

Minimum Investment	-
Minimum Top Up	-
Minimum Regular Saving	-
Settlement Period: Buy	3 days
Settlement Period: Sell	3 days
Pricing Basis	Forward
Dealing Decimals	3

Aims

The Fund aims to provide a higher total return (the combination of capital growth and income), net of the Ongoing Charge Figure, than that of the MSCI ACWI Index over any five-year period.

Performance



Discrete performance - to last month end

	30/06/20 to 30/06/21	30/06/21 to 30/06/22	30/06/22 to 30/06/23	30/06/23 to 30/06/24	30/06/24 to 30/06/25
Fund	29.0%	2.8%	11.0%	17.2%	13.2%
Sector	25.9%	-8.8%	10.8%	14.9%	4.6%
Rank	188/416	29/452	292/495	222/518	86/540
Quartile	2	1	3	2	1

Annualised performance

	3 Years to 30/06/25	5 Years to 30/06/25	10 Years to 30/06/25
Fund	13.8%	14.3%	9.4%
Sector	10.0%	8.9%	9.6%
Rank	135/494	46/417	143/257
Quartile	2	1	3

Fund Managers



Name:	Richard Halle	Daniel White	Shane Kelly
Manager for:	6 years	6 years	6 years

Ratings

FE Crown



Group Details

Group name	M&G Investments
Group address	10 Fenchurch Avenue London EC3M 5AG United Kingdom
Group telephone	0800 390 390
Dealing telephone	0800 328 3196
Email	info@mandg.co.uk
Homepage	www.mandg.co.uk
Fax number	-


Important Information

- Source of portfolio data: Broadridge. Source of performance data: FE fundinfo. We can't predict the future. Past performance isn't a guide to future performance. The figures shown are intended only to demonstrate performance history of the fund, after allowing for the impact of ongoing charges, but take no account of product charges. Ongoing charges may vary in the future and may be higher than they are now. Fund performance is based upon the movement of the daily price and is shown as total return in GBP with income reinvested. The value of your investment can go down as well as up so you might get back less than you put in.
- This factsheet is for information purposes only. If there is information or terminology included that you would like to discuss, then please contact an adviser. Investors should refer to their policy documentation and supporting brochures for fund availability, investment strategy, any product information and charges. Every care has been taken in populating this output, however it must be appreciated that neither Broadridge, Prudential nor their sources guarantee the accuracy, adequacy or completeness of this information or make any warranties regarding results from its usage.

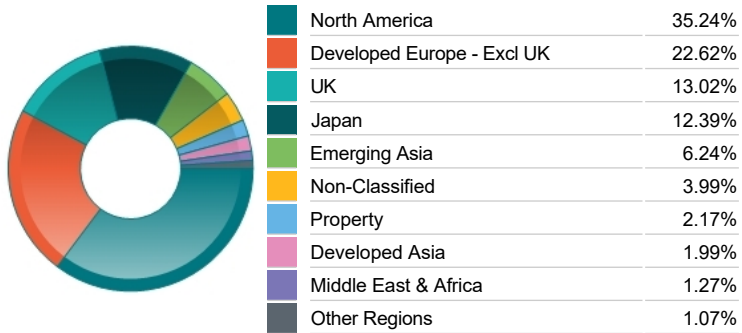
Top 10 Holdings

Name	% Weight	Sector	Country
1 TESCO	2.35%	Personal Care, Drug & Grocery Stores	United Kingdom
2 ALPHABET	1.83%	Software & Computer Services	United States
3 IMPERIAL BRANDS	1.79%	Tobacco	United Kingdom
4 SEAGATE TECHNOLOGY HOLDINGS PUBLIC LIMITED COMPANY	1.79%	Technology Hardware & Equipment	Ireland
5 RWE AG	1.79%	Gas, Water & Multi-utilities	Germany
6 THE KROGER CO.	1.71%	Personal Care, Drug & Grocery Stores	United States
7 TOTAL SE	1.60%	Non-Renewable Energy	France
8 WELLS FARGO & COMPANY	1.58%	Banks	United States
9 NIPPON TELEGRAPH AND TELEPHONE CORPORATION	1.53%	Telecommunications Service Providers	Japan
10 HARTFORD INS GROUP INC	1.52%	Non-life Insurance	United States

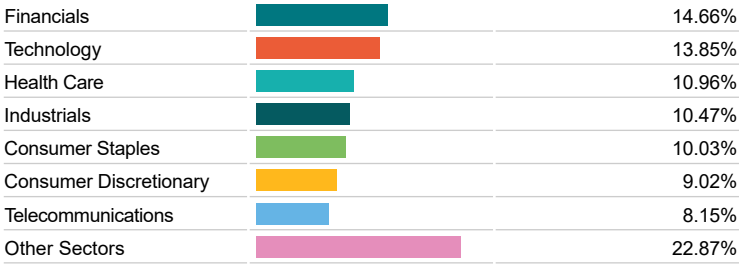
Asset Allocation



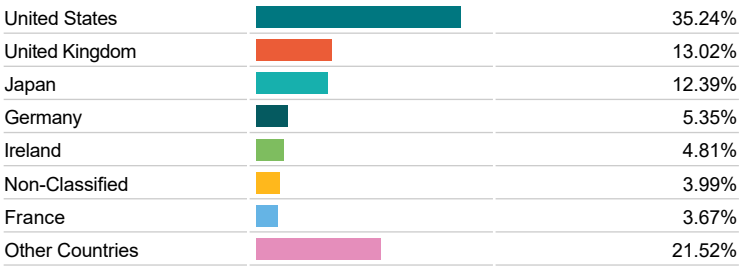
Regional Allocation



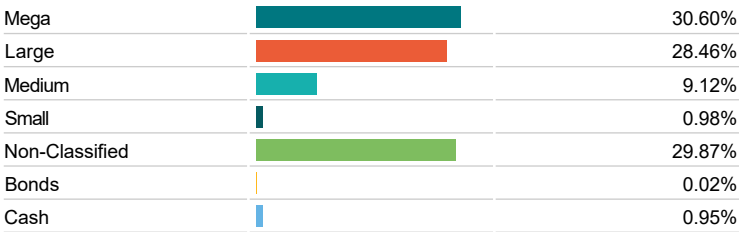
Equity Sector Breakdown



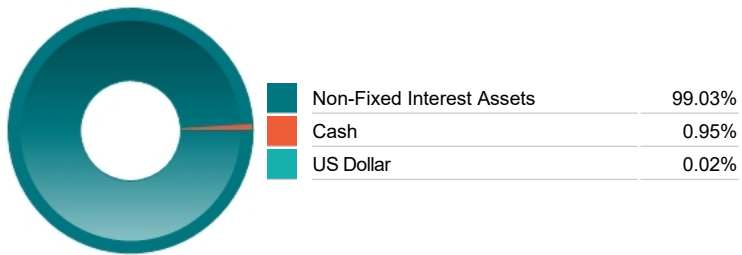
Top Country Breakdown



Breakdown By Market Cap (%)



Fixed Interest Currencies



Important Information

- The Industry Classification Benchmark is a product of FTSE International Limited and has been licensed for use.
- "Prudential" is a trading name of The Prudential Assurance Company Limited, which is registered in England and Wales. Registered office at 10 Fenchurch Avenue, London EC3M 5AG. Registered number 15454. Authorised by the Prudential Regulation Authority and regulated by the Financial Conduct Authority and the Prudential Regulation Authority.