

### Benchmark

NONE - No explicit benchmark is stated for the Fund. However multi-asset portfolios or peer group averages with a similar weight in equity may be useful in assessing the performance of the Fund. An example for this Fund may be the IA OE Flexible Investment.

Benchmark Category	Comparator
IA Sector	Flexible Investment

### Identification Codes

Sedol Code	BL3NDR0
Mex Code	-
Isin Code	GB00BL3NDR00
Citi Code	ESP4

### Fund Overview

Mid (10/04/2026)	167.15p
Historic yield	1.20%
Fund size (28/02/2026)	£139.90m
Number of holdings	25996
Ongoing Charges	0.54%
Launch date	06/01/2020

### Fund Charges

Entry Charge	0.00%
Ongoing Charges	0.54%

### Fund Background

Valuation frequency	Daily
Valuation point	12:00
Fund type	OEIC
Launch price	100.00p
Fund currency	Pound Sterling
Fund domicile	United Kingdom
ISA allowable	Yes
SIPP allowable	Yes

### Dealing

Minimum Investment	-
Minimum Top Up	-
Minimum Regular Saving	-
Settlement Period: Buy	4 days
Settlement Period: Sell	4 days
Pricing Basis	Forward
Dealing Decimals	4

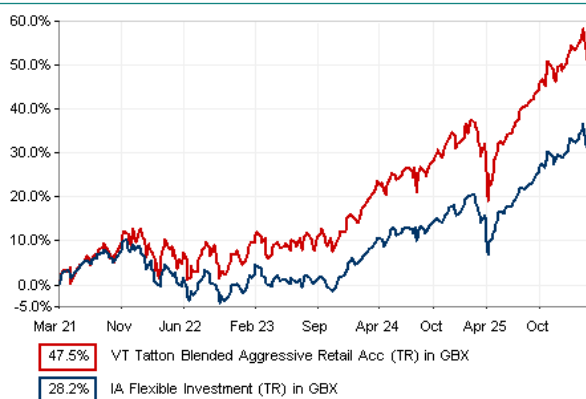
### Distribution Dates

Ex dividend date(s)	Income payment date(s)
30 April	31 August

### Aims

The objective of the Fund is to maximise potential total return (i.e. capital and income growth).

### Performance




### Discrete performance - to last month end

	31/03/21 to 31/03/22	31/03/22 to 31/03/23	31/03/23 to 31/03/24	31/03/24 to 31/03/25	31/03/25 to 31/03/26
Fund	10.5%	-2.1%	14.1%	5.8%	13.0%
Sector	5.0%	-4.0%	10.1%	2.9%	12.4%
Rank	19/139	47/150	34/155	26/163	82/172
Quartile	1	2	1	1	2

### Annualised performance

	Annualised		
	3 Years to 31/03/26	5 Years to 31/03/26	10 Years to 31/03/26
Fund	10.9%	8.1%	8.3%
Sector	8.4%	5.1%	6.7%
Rank	29/155	14/139	20/84
Quartile	1	1	1

### Fund Managers



Name: Tatton Investment Team  
 Manager for: 6 years, 3 months

### Ratings

FE Crown



### Group Details

Group name	Valu-Trac
Group address	Valu-Trac Investment Management Limited Orton, Fochabers Moray Scotland IV32 7QE
Group telephone	01343 880217
Dealing telephone	-
Email	-
Homepage	www.valu-trac.com/index.php
Fax number	-

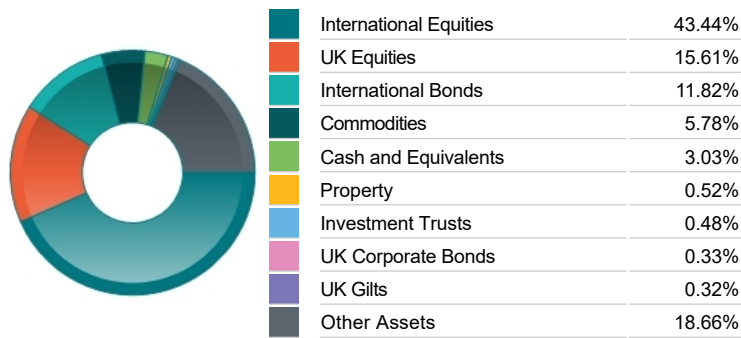
**Top 10 Fund Holdings**

Name	% Weight	Sector	Country
1 HSBC American Index Class C	16.12%	Managed Funds	Managed Funds
2 BlackRock iShares UK Equity Index Class S	10.01%	Managed Funds	Managed Funds
3 SPDR S&P 500 Quality Aristocrats UCITS ETF Acc	5.78%	Non-Classified	Ireland
4 Invesco ICVC UK Enhanced Index (UK) No Trail	4.96%	Managed Funds	Managed Funds
5 HSBC European Index Class C	4.46%	Managed Funds	Managed Funds
6 Vanguard U.S Equity Index GBP	4.24%	Managed Funds	Managed Funds
7 Jupiter Merian North American Equity Class U2	3.80%	Managed Funds	Managed Funds
8 HSBC Global Government Bond Index Class S2QH	3.78%	Managed Funds	Managed Funds
9 Goldman Sachs Emerging Markets Ex-China CORE Equity Portfolio Class I (Close)	3.57%	Managed Funds	Managed Funds
10 SVS AllianceBernstein Concentrated US Equity Class I	3.24%	Managed Funds	Managed Funds

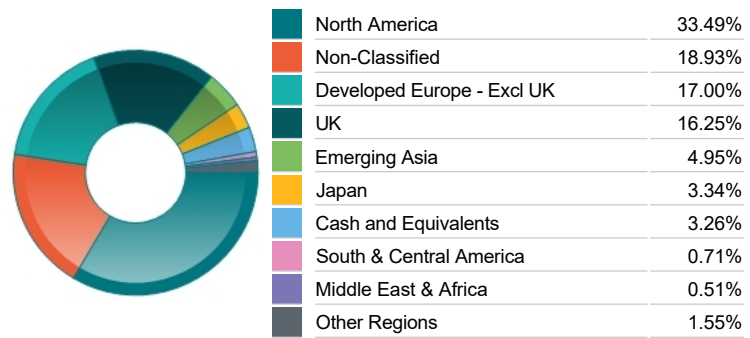
**Top 10 Holdings**

Name	% Weight	Sector	Country
1 NVIDIA CORPORATION	2.00%	Technology Hardware & Equipment	United States
2 APPLE	1.67%	Technology Hardware & Equipment	United States
3 MICROSOFT CORPORATION	1.58%	Software & Computer Services	United States
4 HSBC HOLDINGS	1.07%	Banks	United Kingdom
5 ASTRAZENECA	1.03%	Pharmaceuticals & Biotechnology	United Kingdom
6 AMAZON.COM	0.99%	Retailers	United States
7 SHELL	0.95%	Non-Renewable Energy	United Kingdom
8 ALPHABET	0.74%	Software & Computer Services	United States
9 BROADCOM	0.73%	Technology Hardware & Equipment	United States
10 EURO STOXX 50 Mar26	0.69%	Non-Classified	Non-Classified

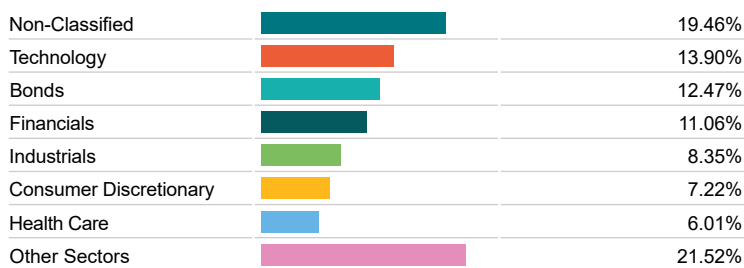
**Asset Allocation**



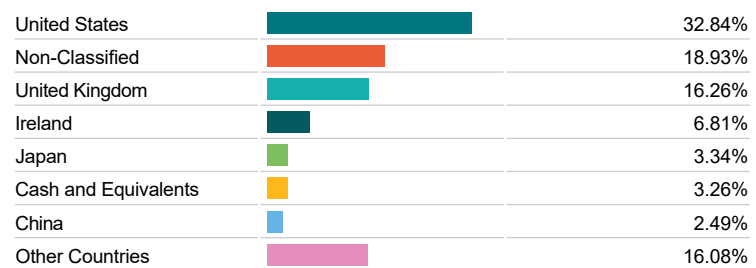
**Regional Allocation**



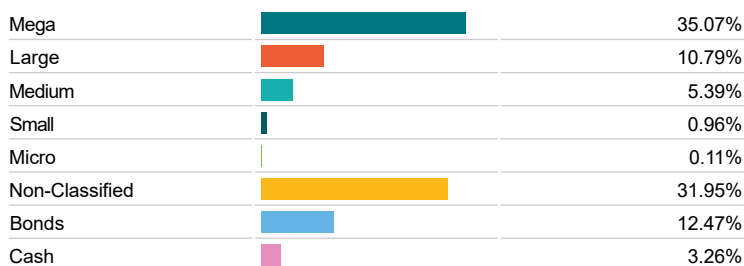
**Sector Breakdown**



**Top Country Breakdown**



**Breakdown By Market Cap (%)**



**Fixed Interest Currencies**

