

**Benchmark**

Benchmark	Composite
Benchmark Category	-
IA Sector	Unclassified

**Identification Codes**

Sedol Code	B3P42N4
Mex Code	-
Isin Code	GB00B3P42N43
Citi Code	IBF0

**Fund Overview**

Mid (02/04/2026)	222.77p
Historic yield	1.25%
Fund size (31/12/2025)	£35.88m
Number of holdings	30522
Ongoing Charges	1.43%
Launch date	01/03/2010

**Fund Charges**

Entry Charge	0.00%
Ongoing Charges	1.43%

**Fund Background**

Valuation frequency	Daily
Valuation point	12:00
Fund type	OEIC
Launch price	£1.00
Fund currency	Pound Sterling
Fund domicile	United Kingdom
ISA allowable	Yes
SIPP allowable	Yes

**Dealing**

Minimum Investment	£2500000
Minimum Top Up	£35000
Minimum Regular Saving	-
Settlement Period: Buy	4 days
Settlement Period: Sell	4 days
Pricing Basis	Forward
Dealing Decimals	4

**Distribution Dates**

Ex dividend date(s)	Income payment date(s)
01 January	27 February

**Aims**

The Fund will use a broadly cautious managed investment strategy with the aim of achieving capital growth over the medium to longer term

**Performance**



**Discrete performance - to last month end**

	31/03/21 to 31/03/22	31/03/22 to 31/03/23	31/03/23 to 31/03/24	31/03/24 to 31/03/25	31/03/25 to 31/03/26
Fund	2.3%	-4.2%	6.9%	4.3%	9.0%

**Annualised performance**

	Annualised		
	3 Years to 31/03/26	5 Years to 31/03/26	10 Years to 31/03/26
Fund	6.7%	3.6%	4.6%

**Fund Managers**



Name: James Klempster      John Husselbee  
 Manager for: 5 years, 1 months      11 years, 9 months

**Ratings**

FE Crown 👑👑👑👑

**Group Details**

Group name	WS Verbatim
Group address	Fintel House St Andrew's Road Huddersfield HD1 6NA
Group telephone	0844 931 1001
Dealing telephone	-
Email	-
Homepage	www.verbatimassetmanagement.co.uk/
Fax number	-

**Important Information**

- Source of portfolio data: Broadridge. Source of performance data: FE fundinfo. We can't predict the future. Past performance isn't a guide to future performance. The figures shown are intended only to demonstrate performance history of the fund, after allowing for the impact of ongoing charges, but take no account of product charges. Ongoing charges may vary in the future and may be higher than they are now. Fund performance is based upon the movement of the daily price and is shown as total return in GBP with income reinvested. The value of your client's investment can go down as well as up and the amount your client gets back may be less than they put in.
- This factsheet is for investment professionals and is for information purposes only. Should you wish to present any of this content to your client, please refer to similar pages on pru.co.uk. You should refer to your client's policy documentation and supporting brochures for fund availability, investment strategy, any product information and charges. Every care has been taken in populating this output, however it must be appreciated that neither Broadridge, Prudential nor their sources guarantee the accuracy, adequacy or completeness of this information or make any warranties regarding results from its usage.

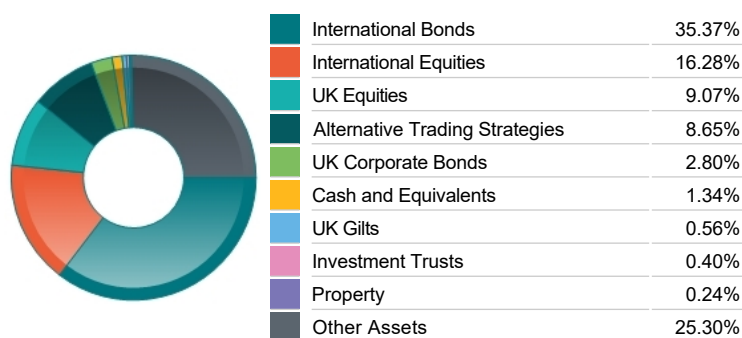
**Top 10 Fund Holdings**

Name	% Weight
1 HSBC Global Corporate Bond Index Class S2 QH	14.05%
2 Amundi Amundi MSCI Pacific Ex Japan Index Class I12G	9.20%
3 Royal London Short-Term Money Market Class Y	8.29%
4 Vanguard Global Bond Index Hedged Acc	8.19%
5 Franklin Templeton FTF Brandywine Global Income Optimiser Class EB	5.20%
6 Fidelity (Onshore) Index UK Class P	5.04%
7 Vanguard Global Credit Bond Institutional Hedged	4.66%
8 Goldman Sachs Emerging Markets CORE Equity Portfolio Class I	4.64%
9 Cheyne Global Credit Class GCD IJ3 (GBP)	4.33%
10 LAZARD EM EQ ADVAN- A GBP	3.63%

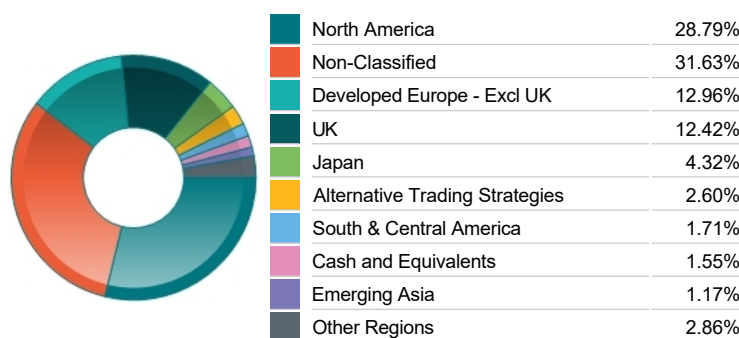
**Top 10 Holdings**

Name	% Weight
1 EURO STOXX 50 Dec25	3.81%
2 EURO STOXX 50 Dec25	2.81%
3 Neuberger Berman Uncorrelated Strategies Fund Class I2	2.60%
4 MICROSOFT CORPORATION	0.60%
5 HSBC HOLDINGS	0.54%
6 NVIDIA CORPORATION	0.52%
7 SX5E Dividend Fut Dec25	0.51%
8 3M CORRA Futures Dec26	0.51%
9 ASTRAZENECA	0.51%
10 3M CORRA Futures Sep26	0.51%

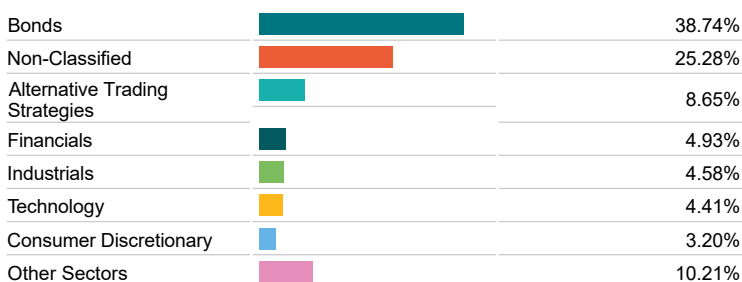
**Asset Allocation**



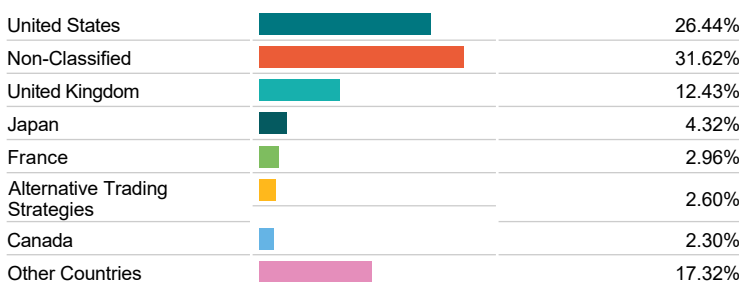
**Regional Allocation**



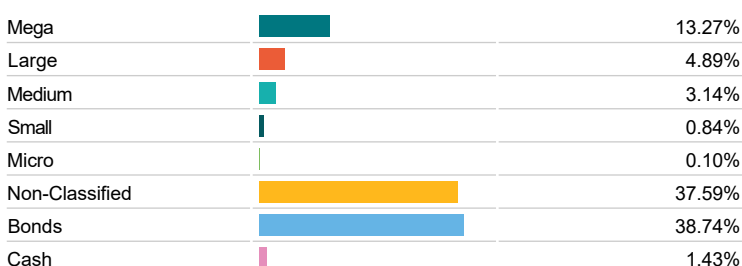
**Sector Breakdown**



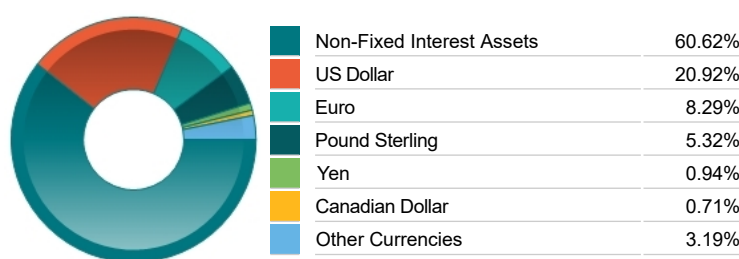
**Top Country Breakdown**



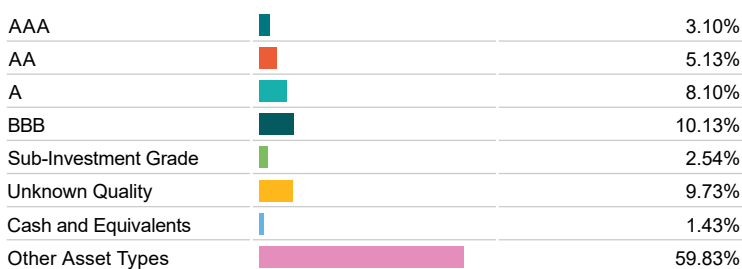
**Breakdown By Market Cap (%)**



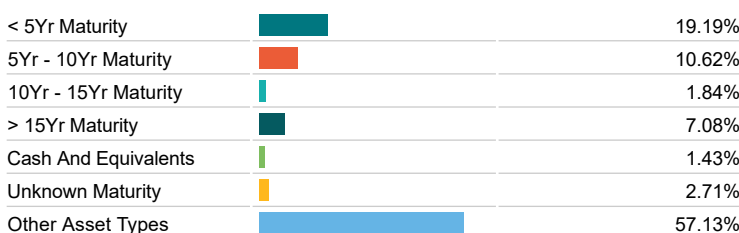
**Fixed Interest Currencies**



**Fixed Interest Quality Profile**



**Fixed Interest Maturity Profile**



**Important Information**

- The Industry Classification Benchmark is a product of FTSE International Limited and has been licensed for use.
- "Prudential" is a trading name of The Prudential Assurance Company Limited, which is registered in England and Wales. Registered office at 10 Fenchurch Avenue, London EC3M 5AG. Registered number 15454. Authorised by the Prudential Regulation Authority and regulated by the Financial Conduct Authority and the Prudential Regulation Authority.