

## Benchmark

Benchmark	FTSE UK Series Small Cap ex Investment Trusts (Gross Total Return) Index
Benchmark Category	-
IA Sector	UK Smaller Companies

## Identification Codes

Sedol Code	B76V801
Mex Code	SZSMAL
Isin Code	GB00B76V8019
Citi Code	OHD6

## Fund Overview

Mid (02/04/2026)	155.20p
Historic yield	1.27%
Fund size (28/02/2026)	£304.08m
Number of holdings	86
Ongoing Charges	0.91%
Launch date	23/05/1979

## Fund Charges

Entry Charge	0.00%
Ongoing Charges	0.91%

## Fund Background

Valuation frequency	Daily
Valuation point	12:00
Fund type	Unit Trust
Launch price	£0.50
Fund currency	Pound Sterling
Fund domicile	United Kingdom
ISA allowable	Yes
SIPP allowable	Yes

## Dealing

Minimum Investment	£3000000
Minimum Top Up	£100000
Minimum Regular Saving	-
Settlement Period: Buy	4 days
Settlement Period: Sell	4 days
Pricing Basis	Forward
Dealing Decimals	2

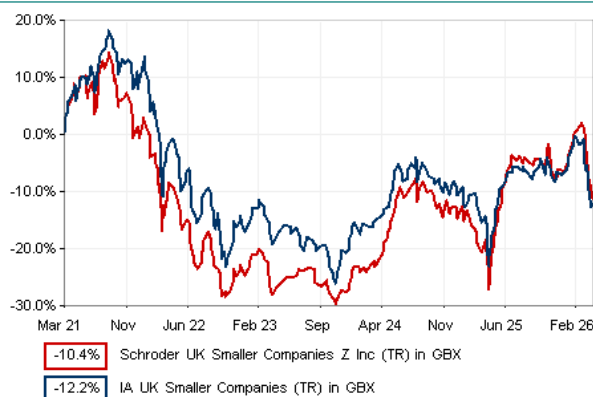
## Distribution Dates

Ex dividend date(s)	Income payment date(s)
01 June	31 July

## Aims

The fund's investment objective is to achieve capital growth by investing in UK smaller companies. The policy is to invest in smaller companies in the UK which are expected to exhibit superior growth over the long term. Investment will be in directly held transferable securities. The fund may also invest in collective investment schemes, warrants and money market instruments.

## Performance



## Discrete performance - to last month end

	31/03/21 to 31/03/22	31/03/22 to 31/03/23	31/03/23 to 31/03/24	31/03/24 to 31/03/25	31/03/25 to 31/03/26
Fund	-8.5%	-20.3%	8.2%	1.8%	11.5%
Sector	-1.7%	-16.6%	5.0%	-2.5%	4.7%
Rank	40/43	30/43	10/43	7/43	8/44
Quartile	4	3	1	1	1

## Annualised performance

	3 Years to 31/03/26	5 Years to 31/03/26	10 Years to 31/03/26
Fund	7.1%	-2.2%	5.3%
Sector	2.3%	-2.6%	4.7%
Rank	6/43	16/43	14/37
Quartile	1	2	2

## Fund Managers



Name: Andy Brough  
 Manager for: 32 years, 1 months

## Ratings

FE Crown



## Group Details

Group name	Schroder Unit Trusts Limited
Group address	1 London Wall Place, London, EC2Y 5AU United Kingdom
Group telephone	0800 718 777
Dealing telephone	0800 718 788
Email	investorservices@schroders.com
Homepage	www.schroders.co.uk
Fax number	0870 043 4080

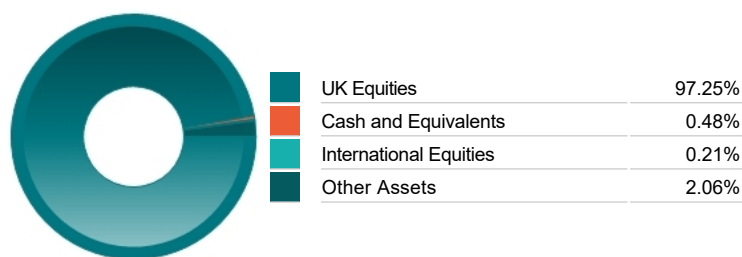
## Important Information

- Source of portfolio data: Broadridge. Source of performance data: FE fundinfo. We can't predict the future. Past performance isn't a guide to future performance. The figures shown are intended only to demonstrate performance history of the fund, after allowing for the impact of ongoing charges, but take no account of product charges. Ongoing charges may vary in the future and may be higher than they are now. Fund performance is based upon the movement of the daily price and is shown as total return in GBP with income reinvested. The value of your client's investment can go down as well as up and the amount your client gets back may be less than they put in.
- This factsheet is for investment professionals and is for information purposes only. Should you wish to present any of this content to your client, please refer to similar pages on pru.co.uk. You should refer to your client's policy documentation and supporting brochures for fund availability, investment strategy, any product information and charges. Every care has been taken in populating this output, however it must be appreciated that neither Broadridge, Prudential nor their sources guarantee the accuracy, adequacy or completeness of this information or make any warranties regarding results from its usage.

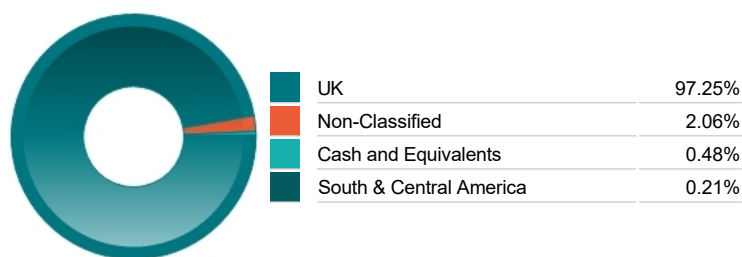
**Top 10 Holdings**

Name	% Weight	Sector	Country
1 FUNDING CIRCLE HOLDINGS	4.30%	Finance & Credit Services	United Kingdom
2 ZOTEF OAMS	4.03%	Chemicals	United Kingdom
3 VANQUIS BANKING GROUP	3.67%	Finance & Credit Services	United Kingdom
4 JAMES FISHER & SONS PUBLIC LIMITED COMPANY	3.23%	Industrial Transportation	United Kingdom
5 ON THE BEACH GROUP	3.22%	Travel & Leisure	United Kingdom
6 COHORT	2.97%	Aerospace & Defence	United Kingdom
7 XAAR	2.69%	Industrial Engineering	United Kingdom
8 KISTOS HOLDINGS	2.45%	Non-Renewable Energy	United Kingdom
9 APTITUDE SOFTWARE GROUP	2.43%	Software & Computer Services	United Kingdom
10 ECORA ROYALTIES	2.35%	Industrial Metals & Mining	United Kingdom

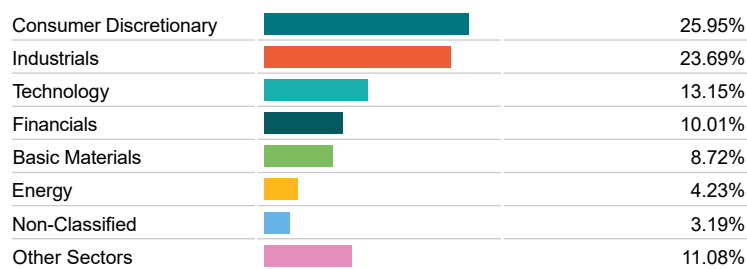
**Asset Allocation**



**Regional Allocation**



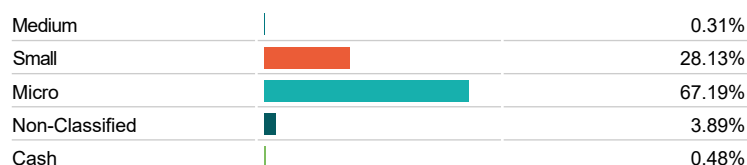
**Equity Sector Breakdown**



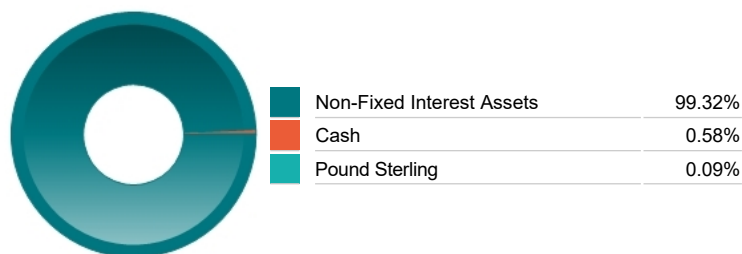
**Top Country Breakdown**



**Breakdown By Market Cap (%)**



**Fixed Interest Currencies**



**Important Information**

- The Industry Classification Benchmark is a product of FTSE International Limited and has been licensed for use.
- "Prudential" is a trading name of The Prudential Assurance Company Limited, which is registered in England and Wales. Registered office at 10 Fenchurch Avenue, London EC3M 5AG. Registered number 15454. Authorised by the Prudential Regulation Authority and regulated by the Financial Conduct Authority and the Prudential Regulation Authority.

## Commentary

Not Applicable

## Important Information

- "Prudential" is a trading name of The Prudential Assurance Company Limited, which is registered in England and Wales. Registered office at 10 Fenchurch Avenue, London EC3M 5AG. Registered number 15454. Authorised by the Prudential Regulation Authority and regulated by the Financial Conduct Authority and the Prudential Regulation Authority.