

Benchmark

Benchmark	1/3 JPM EMBI Global Diversified Index, 1/3 JPM CEMBI Broad Diversified Index, 1/3 JPM GBI-EM Global Diversified Index
Benchmark Category	Target
IA Sector	Global Emerging Markets Bond

Identification Codes

Sedol Code	BG03Y97
Mex Code	-
Isin Code	GB00BG03Y975
Citi Code	Q4QT

Fund Overview

Mid (02/04/2026)	132.87p
Distribution yield	6.93%
Underlying yield	6.93%
Fund size (28/02/2026)	£1218.98m
Number of holdings	340
Ongoing Charges	0.58%
Launch date	15/10/1999

Fund Charges

Entry Charge	0.00%
Ongoing Charges	0.58%

Fund Background

Valuation frequency	Daily
Valuation point	12:00
Fund type	OEIC
Launch price	\$0.50
Fund currency	Pound Sterling
Fund domicile	United Kingdom
ISA allowable	Yes
SIPP allowable	Yes

Dealing

Minimum Investment	-
Minimum Top Up	-
Minimum Regular Saving	-
Settlement Period: Buy	-
Settlement Period: Sell	-
Pricing Basis	None
Dealing Decimals	-

Aims

Investment objective The Fund aims to provide a higher total return (the combination of capital growth and income), net of the Ongoing Charge Figure, than that of a composite index over any five-year period. The composite index is made up of one third JPM EMBI Global Diversified Index, one third JPM CEMBI Broad Diversified Index and one third JPM GBI-EM Global Diversified Index.

Performance



Discrete performance - to last month end

	31/03/21 to 31/03/22	31/03/22 to 31/03/23	31/03/23 to 31/03/24	31/03/24 to 31/03/25	31/03/25 to 31/03/26
Fund	-3.1%	5.2%	10.2%	3.3%	9.1%
Sector	-3.4%	-0.2%	8.7%	3.6%	9.1%
Rank	2/16	1/16	6/17	14/18	12/19
Quartile	1	1	2	4	3

Annualised performance

	3 Years to 31/03/26	5 Years to 31/03/26	10 Years to 31/03/26
Fund	7.5%	4.8%	5.9%
Sector	7.1%	3.5%	4.0%
Rank	12/17	2/16	1/10
Quartile	3	1	1

Fund Managers



Name:	Carlos Carranza	Nick Smallwood	Charles De Quinsonas
Manager for:	0 years, 3 months	0 years, 7 months	0 years, 7 months

Ratings

FE Crown



Group Details

Group name	M&G Investments
Group address	10 Fenchurch Avenue London EC3M 5AG United Kingdom
Group telephone	0800 390 390
Dealing telephone	0800 328 3196
Email	info@mandg.co.uk
Homepage	www.mandg.co.uk
Fax number	-


Important Information

- Source of portfolio data: Broadridge. Source of performance data: FE fundinfo. We can't predict the future. Past performance isn't a guide to future performance. The figures shown are intended only to demonstrate performance history of the fund, after allowing for the impact of ongoing charges, but take no account of product charges. Ongoing charges may vary in the future and may be higher than they are now. Fund performance is based upon the movement of the daily price and is shown as total return in GBP with income reinvested. The value of your client's investment can go down as well as up and the amount your client gets back may be less than they put in.
- This factsheet is for investment professionals and is for information purposes only. Should you wish to present any of this content to your client, please refer to similar pages on pru.co.uk. You should refer to your client's policy documentation and supporting brochures for fund availability, investment strategy, any product information and charges. Every care has been taken in populating this output, however it must be appreciated that neither Broadridge, Prudential nor their sources guarantee the accuracy, adequacy or completeness of this information or make any warranties regarding results from its usage.

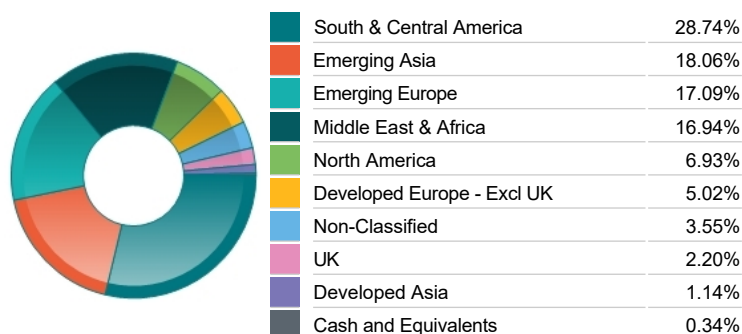
Top 10 Holdings

Name	% Weight	Sector	Country
1 MEXICO (UNITED MEXICAN STATES) (GO 8.5% 18/11/2038	3.66%	Bonds	Mexico
2 SOUTH AFRICA (REPUBLIC OF) 8.75% 31/01/2044	3.38%	Bonds	South Africa
3 BRAZIL NOTAS DO TESOURO NACIONAL S 1% 01/01/2033	3.19%	Bonds	Brazil
4 POLAND (REPUBLIC OF) 1.75% 25/04/2032	1.59%	Bonds	Poland
5 POLAND (REPUBLIC OF) 5% 25/10/2035	1.57%	Bonds	Poland
6 URUGUAY (ORIENTAL REPUBLIC OF) 3.875% 02/07/2040	1.49%	Bonds	Uruguay
7 MALAYSIA (GOVERNMENT) 3.844% 15/04/2033	1.12%	Bonds	Malaysia
8 MALAYSIA (GOVERNMENT) 3.582% 15/07/2032	1.11%	Bonds	Malaysia
9 TREASURY BOND 1.75% 15/08/2041	1.09%	Bonds	United States
10 HUNGARY (REPUBLIC OF) 6.75% 22/10/2028	1.04%	Bonds	Hungary


Asset Allocation



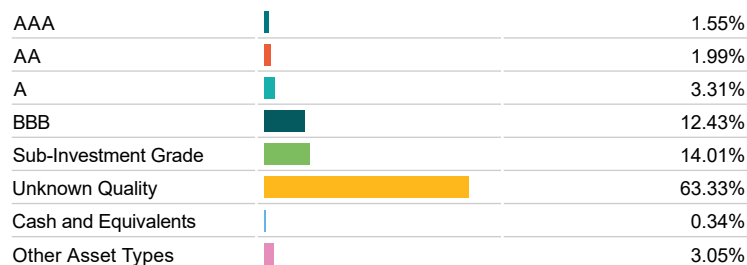
Regional Allocation



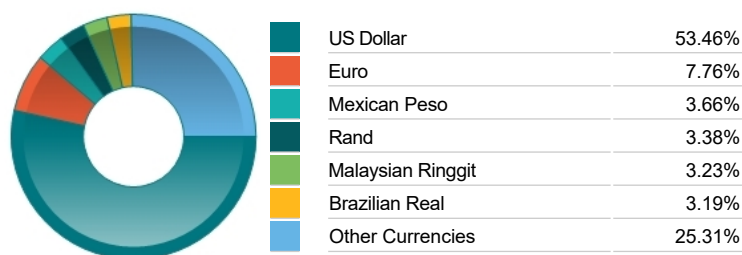
Bond Sector Breakdown



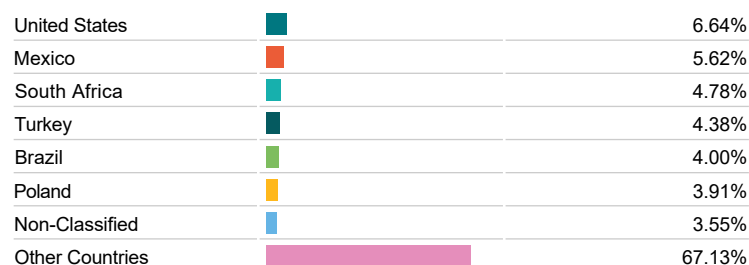
Fixed Interest Quality Profile



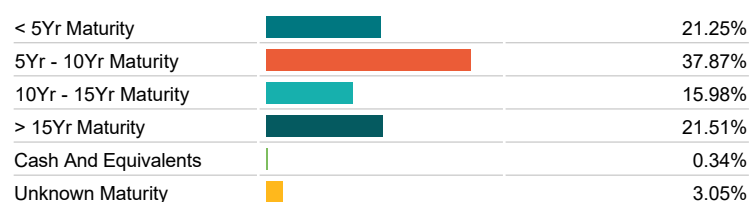
Fixed Interest Currencies



Top Country Breakdown



Fixed Interest Maturity Profile



Important Information

- The Industry Classification Benchmark is a product of FTSE International Limited and has been licensed for use.
- "Prudential" is a trading name of The Prudential Assurance Company Limited, which is registered in England and Wales. Registered office at 10 Fenchurch Avenue, London EC3M 5AG. Registered number 15454. Authorised by the Prudential Regulation Authority and regulated by the Financial Conduct Authority and the Prudential Regulation Authority.