

### Benchmark

Benchmark	UK Investment Association's Mixed Investment 20-60% Shares NR Sector average
Benchmark Category	-
IA Sector	Mixed Investment 20-60% Shares

### Identification Codes

Sedol Code	BRJTS68
Mex Code	-
Isin Code	GB00BRJTS680
Citi Code	AHYGQ

### Fund Overview

Mid (07/04/2026)	124.85p
Historic yield	2.62%
Fund size (31/01/2026)	£66.65m
Number of holdings	117
Ongoing Charges	0.73%
Launch date	-

### Fund Charges

Entry Charge	0.00%
Ongoing Charges	0.73%

### Fund Background

Valuation frequency	Daily
Valuation point	-
Fund type	ICVC
Launch price	-
Fund currency	Pound Sterling
Fund domicile	United Kingdom
ISA allowable	Yes
SIPP allowable	Yes

### Dealing

Minimum Investment	-
Minimum Top Up	-
Minimum Regular Saving	-
Settlement Period: Buy	3 days
Settlement Period: Sell	3 days
Pricing Basis	Forward
Dealing Decimals	4

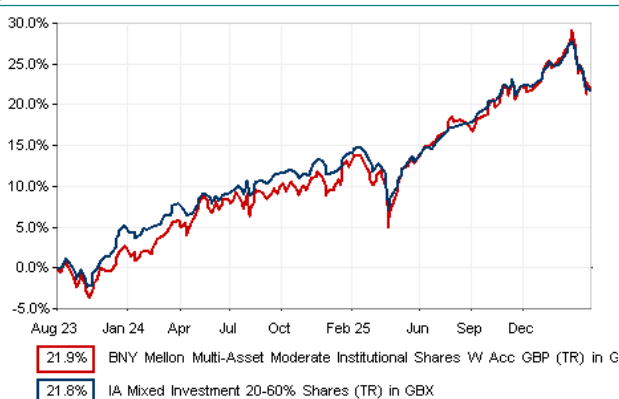
### Distribution Dates

Ex dividend date(s)	Income payment date(s)
02 January	28 February

### Aims

To achieve capital growth and income over the long term (5 years or more).

### Performance



### Discrete performance - to last month end

	31/03/21 to 31/03/22	31/03/22 to 31/03/23	31/03/23 to 31/03/24	31/03/24 to 31/03/25	31/03/25 to 31/03/26
Fund	n/a	n/a	n/a	4.4%	10.3%
Sector	2.7%	-4.8%	7.7%	3.7%	8.9%
Rank	n/a	n/a	n/a	69/189	47/196
Quartile	n/a	n/a	n/a	2	1

### Annualised performance

	Annualised		
	3 Years to 31/03/26	5 Years to 31/03/26	10 Years to 31/03/26
Fund	n/a	n/a	n/a
Sector	6.7%	3.5%	4.5%
Rank	n/a	n/a	n/a
Quartile	n/a	n/a	n/a

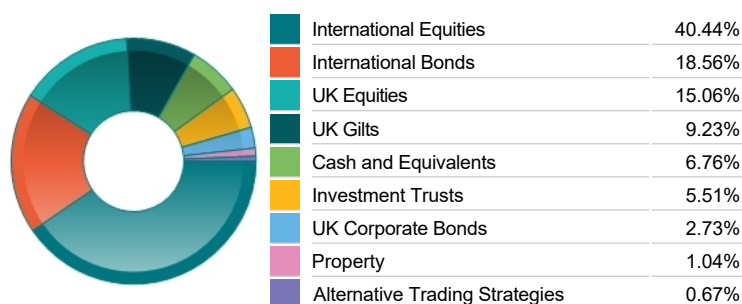
### Group Details

Group name	BNY Mellon Fund Management (Luxembourg) S.A.
Group address	BNY Mellon Asset Management International Limited The Bank of New York Mellon Centre 160 Queen Victoria Street London EC4V 4LA United Kingdom
Group telephone	0500 66 00 00
Dealing telephone	-
Email	-
Homepage	www.bnymellonam.com
Fax number	-

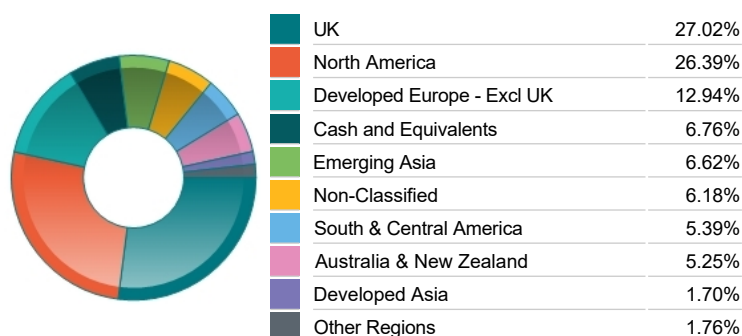
Top 10 Holdings

Name	% Weight	Sector	Country
1 3½% Treasury Gilt 2045	3.17%	Bonds	United Kingdom
2 TAIWAN SEMICONDUCTOR MANUFACTURING COMPANY LIMITED	2.59%	Technology Hardware & Equipment	Taiwan
3 USA Treasury Bonds 2.875% 15/05/2043 USD100	2.57%	Bonds	United States
4 4¼% Treasury Gilt 2039	2.53%	Bonds	United Kingdom
5 4% Treasury Gilt 2031	2.20%	Bonds	United Kingdom
6 AIA GROUP LIMITED	1.70%	Life Insurance	Hong Kong
7 Canada Housing Trust No1 3.8% Bds 15/06/2027 CAD5000	1.66%	Bonds	Canada
8 Brazil (Fed Rep of) 0% LTN 01/01/2030 BRL1000	1.57%	Bonds	Brazil
9 USA Treasury Notes 1.5% 31/01/2027 USD100	1.45%	Bonds	United States
10 AMAZON.COM	1.39%	Retailers	United States

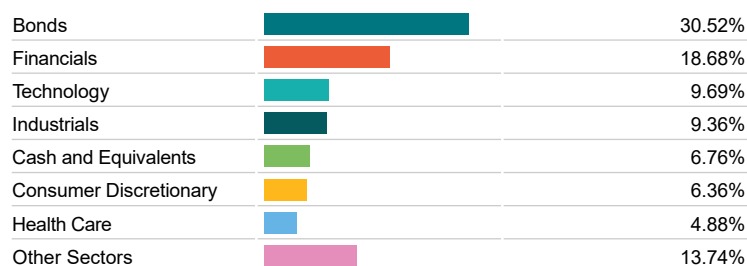
Asset Allocation



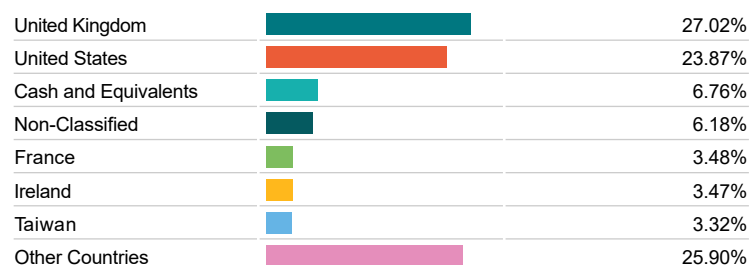
Regional Allocation



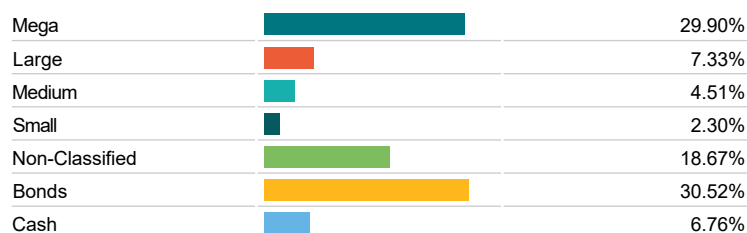
Bond Sector Breakdown



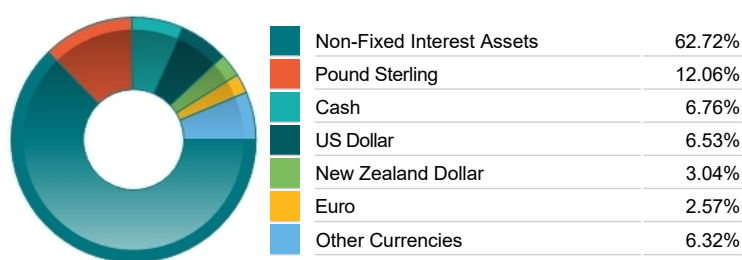
Top Country Breakdown



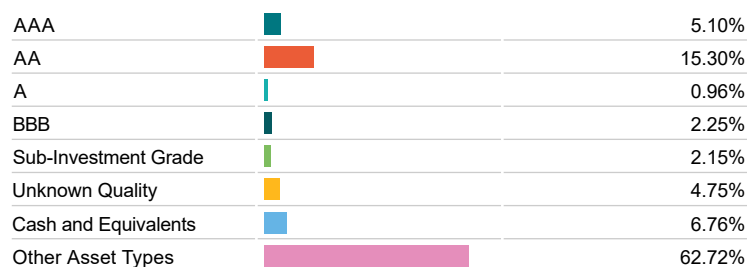
Breakdown By Market Cap (%)



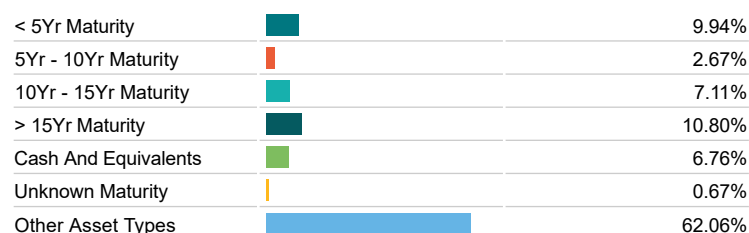
Fixed Interest Currencies



Fixed Interest Quality Profile



Fixed Interest Maturity Profile



Important Information

- The Industry Classification Benchmark is a product of FTSE International Limited and has been licensed for use.
- "Prudential" is a trading name of The Prudential Assurance Company Limited, which is registered in England and Wales. Registered office at 10 Fenchurch Avenue, London EC3M 5AG. Registered number 15454. Authorised by the Prudential Regulation Authority and regulated by the Financial Conduct Authority and the Prudential Regulation Authority.