

### Benchmark

Benchmark	Mixed Investment 20-60% Shares
Benchmark Category	-
IA Sector	Mixed Investment 20-60% Shares

### Identification Codes

Sedol Code	B80KZH7
Mex Code	IQBAAP
Isin Code	GB00B80KZH70
Citi Code	G6HF

### Fund Overview

Mid (02/04/2026)	48.91p
Historic yield	4.90%
Fund size (28/02/2026)	£246.41m
Number of holdings	3519
Ongoing Charges	1.45%
Launch date	29/06/2012

### Fund Charges

Entry Charge	0.00%
Ongoing Charges	1.45%

### Fund Background

Valuation frequency	Daily
Valuation point	12:00
Fund type	OEIC
Launch price	£1.00
Fund currency	Pound Sterling
Fund domicile	United Kingdom
ISA allowable	Yes
SIPP allowable	Yes

### Dealing

Minimum Investment	-
Minimum Top Up	-
Minimum Regular Saving	-
Settlement Period: Buy	4 days
Settlement Period: Sell	4 days
Pricing Basis	Forward
Dealing Decimals	2

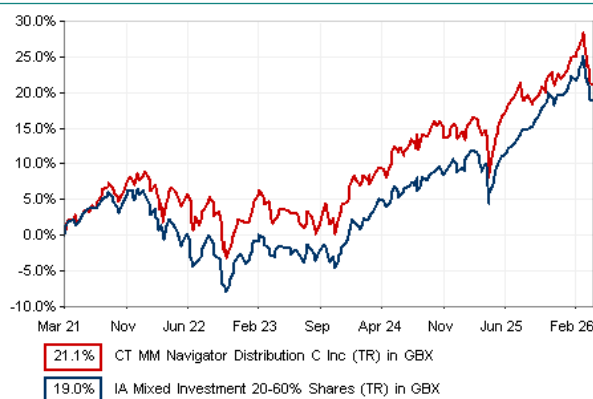
### Distribution Dates

Ex dividend date(s)	Income payment date(s)
01 December	28 February
01 March	31 May
01 June	31 August
01 September	30 November

### Aims

The Fund aims to achieve an income return, with some capital growth.

### Performance



### Discrete performance - to last month end

	31/03/21 to 31/03/22	31/03/22 to 31/03/23	31/03/23 to 31/03/24	31/03/24 to 31/03/25	31/03/25 to 31/03/26
Fund	6.4%	-3.8%	7.4%	4.3%	5.8%
Sector	2.7%	-4.8%	7.7%	3.7%	8.9%
Rank	18/160	45/165	100/172	73/185	170/192
Quartile	1	2	3	2	4

### Annualised performance

	Annualised		
	3 Years to 31/03/26	5 Years to 31/03/26	10 Years to 31/03/26
Fund	5.8%	3.9%	3.4%
Sector	6.7%	3.5%	4.5%
Rank	135/172	68/160	95/113
Quartile	4	2	4

### Fund Managers



Name: Robert Burdett Gary Potter  
 Manager for: 18 years, 6 months 18 years, 6 months

### Ratings

FE Crown



### Group Details

Group name	Columbia Threadneedle (UK) ICVC
Group address	Cannon Place 78 Cannon Street London EC4N 6AG
Group telephone	0845 799 2299
Dealing telephone	-
Email	-
Homepage	www.columbiathreadneedle.com
Fax number	-

### Important Information

- Source of portfolio data: Broadridge. Source of performance data: FE fundinfo. We can't predict the future. Past performance isn't a guide to future performance. The figures shown are intended only to demonstrate performance history of the fund, after allowing for the impact of ongoing charges, but take no account of product charges. Ongoing charges may vary in the future and may be higher than they are now. Fund performance is based upon the movement of the daily price and is shown as total return in GBP with income reinvested. The value of your client's investment can go down as well as up and the amount your client gets back may be less than they put in.
- This factsheet is for investment professionals and is for information purposes only. Should you wish to present any of this content to your client, please refer to similar pages on pru.co.uk. You should refer to your client's policy documentation and supporting brochures for fund availability, investment strategy, any product information and charges. Every care has been taken in populating this output, however it must be appreciated that neither Broadridge, Prudential nor their sources guarantee the accuracy, adequacy or completeness of this information or make any warranties regarding results from its usage.

## Top 10 Fund Holdings

Name	% Weight
1 Man Group GLG Sterling Corporate Bond Professional D	7.72%
2 MI TwentyFour Investment Funds Dynamic Bond Class M Gross	7.40%
3 Schroder US Equity Income Maximiser Class Z	7.34%
4 J O Hambro CM UK Equity Income Class IP	6.69%
5 WS Gresham House WS Gresham House UK Multi Cap Income Class A	6.18%
6 Wellington Credit Income Class S M4	5.45%
7 Neuberger Berman Global Investment Grade Credit Fund Class X	5.44%
8 Prusik Asian Equity Income Class 2X	4.79%
9 Schroder Income Maximiser Class A	4.78%
10 MI TwentyFour Investment Funds Monument Bond Class L Gross	4.58%

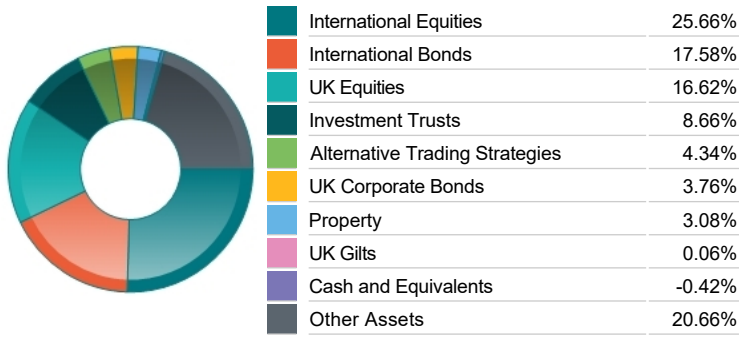
## Top 10 Holdings

Name	% Weight
1 Gravis Capital Management Ltd GCP Infrastructure Investments Ltd Ord GBP0.01	2.44%
2 Atrato Partners Supermarket Income REIT Plc Ord GBP0.01	2.12%
3 CIFC GLOBAL FLOATING RATE CRED CIFC GLBL FLT RT CR B2 GBP	0.94%
4 NVIDIA CORPORATION	0.59%
5 T 4 1/4 08/15/35	0.53%
6 APPLE	0.51%
7 BP P.L.C.	0.48%
8 STANDARD CHARTERED	0.48%
9 DBR 2.9 02/15/36	0.44%
10 LLOYDS BANKING GROUP	0.43%

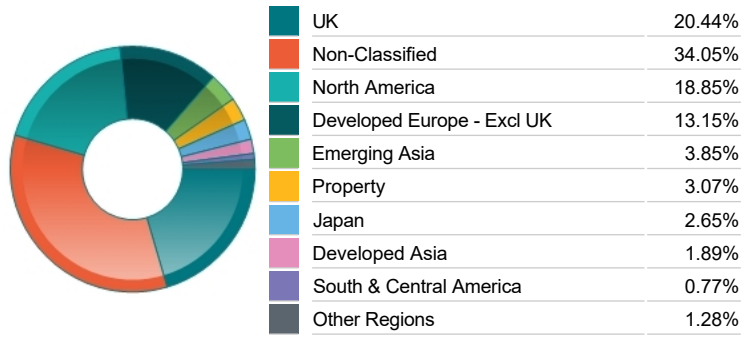
## Important Information

- The Industry Classification Benchmark is a product of FTSE International Limited and has been licensed for use.
- "Prudential" is a trading name of The Prudential Assurance Company Limited, which is registered in England and Wales. Registered office at 10 Fenchurch Avenue, London EC3M 5AG. Registered number 15454. Authorised by the Prudential Regulation Authority and regulated by the Financial Conduct Authority and the Prudential Regulation Authority.

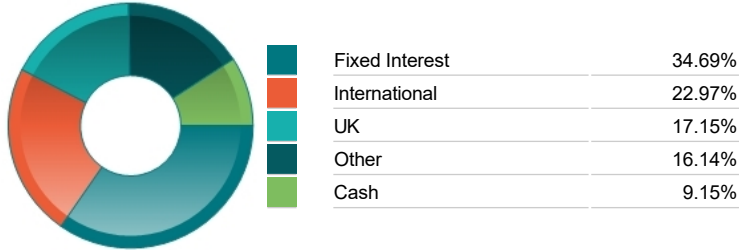
### Asset Allocation



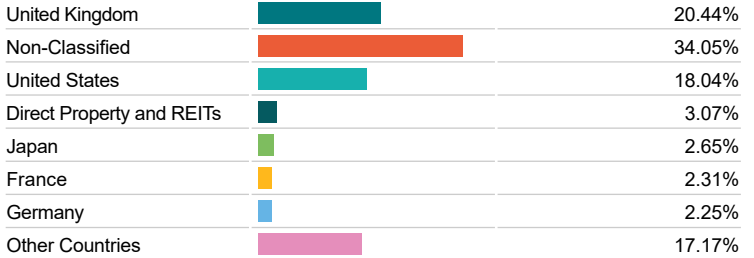
### Regional Allocation



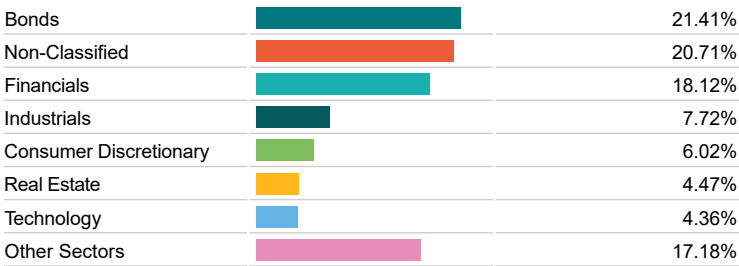
### Asset Allocation



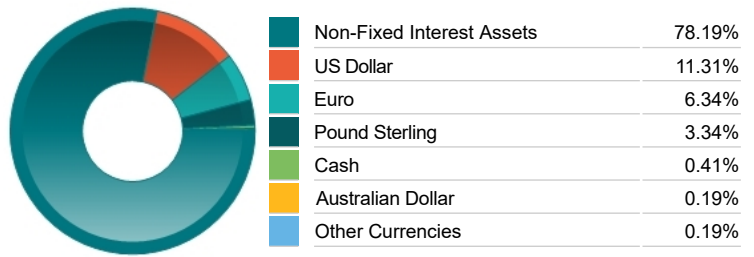
### Top Country Breakdown



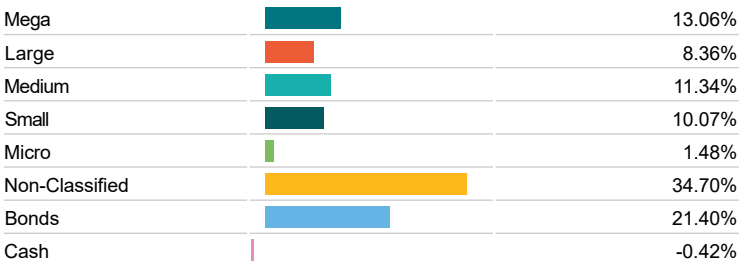
### Sector Breakdown



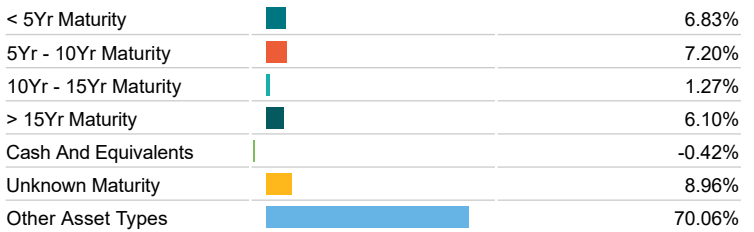
### Fixed Interest Currencies



### Breakdown By Market Cap (%)



### Fixed Interest Maturity Profile



### Fixed Interest Quality Profile

