

Benchmark

Benchmark	FTSE All-Share Total Return
Benchmark Category	-
IA Sector	UK All Companies

Identification Codes

Sedol Code	BVLL6F5
Mex Code	-
Isin Code	GB00BVLL6F53
Citi Code	-

Fund Overview

Mid	-
Historic yield	0.61%
Fund size (30/11/2025)	£199.16m
Number of holdings	34
Ongoing Charges	0.90%
Launch date	29/01/2015

Fund Charges

Entry Charge	0.00%
Ongoing Charges	0.90%

Fund Background

Valuation frequency	Daily
Valuation point	-
Fund type	OEIC
Launch price	-
Fund currency	Pound Sterling
Fund domicile	United Kingdom
ISA allowable	No
SIPP allowable	Yes

Dealing

Minimum Investment	£1000000
Minimum Top Up	£250000
Minimum Regular Saving	-
Settlement Period: Buy	3 days
Settlement Period: Sell	3 days
Pricing Basis	Forward
Dealing Decimals	3

Distribution Dates



Ex dividend date(s)	Income payment date(s)
01 January	28 February
01 April	31 May
01 July	31 August
01 October	30 November

Aims

The Fund aims to provide income with the opportunity for capital growth (to grow the value of your investment) over at least 5 years. The Fund invests primarily (at least two-thirds) in the shares of UK companies (those incorporated in, domiciled in, or that have significant economic exposure to, the UK).

Performance

Fund Managers



Name:	Anna Farnbrough	Blake Hutchins	Ben Needham
Manager for:	3 years	11 years, 2 months	10 years, 6 months

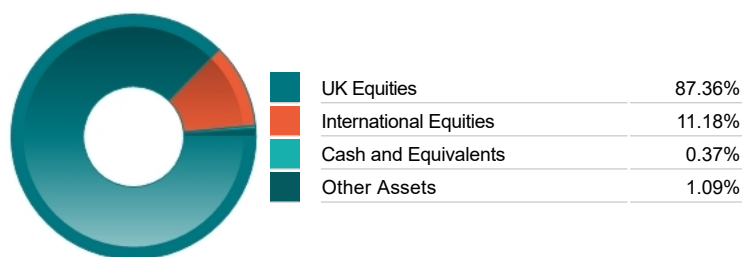
Group Details

Group name	Ninety One
Group address	55 Gresham Street London EC2V 7QP
Group telephone	+44 (0) 203 938 1900
Dealing telephone	+44 (0) 203 938 1900
Email	enquiries@ninetyone.com
Homepage	https://ninetyone.com/en/united-kingdom
Fax number	+44 (0) 203 938 1900

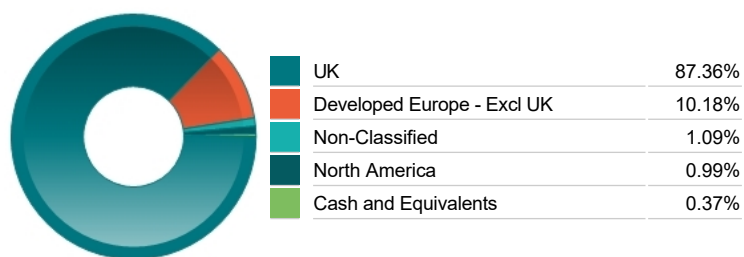
Top 10 Holdings

Name	% Weight	Sector	Country
1 UNILEVER PLC COMMON STOCK GBP.00031111	7.88%	Non-Classified	United Kingdom
2 DIAGEO	7.68%	Beverages	United Kingdom
3 HALEON	5.07%	Pharmaceuticals & Biotechnology	United Kingdom
4 DCC	4.70%	Industrial Support Services	Ireland
5 AMADEUS IT GROUP SA	4.44%	Software & Computer Services	Spain
6 LONDON STOCK EXCHANGE GROUP	4.27%	Finance & Credit Services	United Kingdom
7 SPIRAX GROUP	3.89%	Industrial Engineering	United Kingdom
8 WISE	3.83%	Industrial Support Services	United Kingdom
9 BRITISH AMERICAN TOBACCO P.L.C.	3.73%	Tobacco	United Kingdom
10 CONVATEC GROUP	3.72%	Medical Equipment & Services	United Kingdom

Asset Allocation



Regional Allocation



Equity Sector Breakdown

Industrials	29.06%
Consumer Staples	19.44%
Technology	12.13%
Health Care	10.32%
Non-Classified	8.97%
Financials	8.85%
Consumer Discretionary	8.34%
Other Sectors	2.90%

Top Country Breakdown

United Kingdom	87.36%
Ireland	4.70%
Spain	4.44%
Non-Classified	1.09%
Netherlands	1.04%
United States	0.99%
Cash and Equivalents	0.37%

Breakdown By Market Cap (%)

Mega	39.06%
Large	18.24%
Medium	17.71%
Small	1.24%
Non-Classified	23.38%
Cash	0.37%

Important Information

- The Industry Classification Benchmark is a product of FTSE International Limited and has been licensed for use.
- "Prudential" is a trading name of The Prudential Assurance Company Limited, which is registered in England and Wales. Registered office at 10 Fenchurch Avenue, London EC3M 5AG. Registered number 15454. Authorised by the Prudential Regulation Authority and regulated by the Financial Conduct Authority and the Prudential Regulation Authority.