

Benchmark

Benchmark	-
-----------	---

Identification Codes

Sedol Code	BLKQD05
Mex Code	-
Isin Code	GB00BLKQD051
Citi Code	QY3W

Fund Overview

Mid (10/04/2026)	£1.09
Historic yield	-
Fund size (31/01/2026)	£18.09m
Number of holdings	98
Ongoing Charges	0.86%
Launch date	-

Fund Charges

Entry Charge	0.00%
Ongoing Charges	0.86%

Fund Background

Valuation frequency	-
Valuation point	-
Fund type	Not Applicable
Launch price	-
Fund currency	Pound Sterling
Fund domicile	United Kingdom
ISA allowable	No
SIPP allowable	No

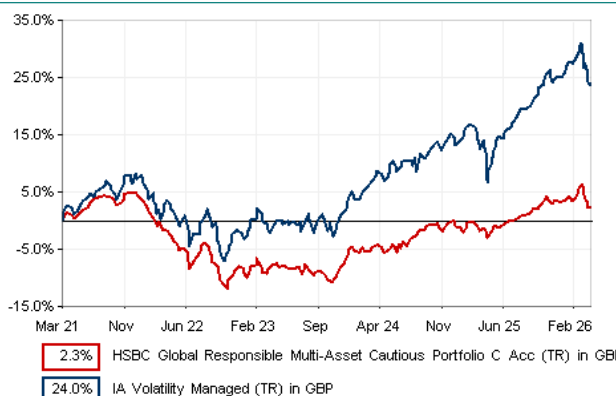
Dealing

Minimum Investment	-
Minimum Top Up	-
Minimum Regular Saving	-
Settlement Period: Buy	3 days
Settlement Period: Sell	3 days
Pricing Basis	Forward
Dealing Decimals	2

Aims

This is one of a range of actively managed Global Sustainable Multi-Asset Portfolios offered at different risk levels. The asset allocation of each fund in the range reflects the risk level. The Fund is managed with the aim of maximising returns in line with its agreed long term risk profile of 1, where 1 is a lower level of risk and 5 is a higher level of risk therefore any potential returns are likely to be limited by the risk profile of the Fund. The starting point for the Global Sustainable Multi-Asset Portfolios is the asset allocation for each risk level. The asset allocation positions are regularly monitored in order to make timely adjustments to the portfolios' allocations to reflect the Fund manager's views on the current market environment. The final stage in the investment process is deciding how best to take exposure to each asset class. This may be achieved by investing in collective investment schemes, investing directly in asset classes and investing in derivatives. The focus on sustainable investment strategies is taken into consideration at each stage, when deciding which asset classes the Fund will invest in and how the Fund achieves exposure to those asset classes. Under typical market conditions, the portfolio will have the following asset class exposures, achieved through investment in collective investment schemes where applicable. It should be noted that these percentages will fluctuate based upon market movement and adjustments to the asset allocation to enable the Fund to meet its aim. The Fund aims to provide growth in line with its risk profile in the long term, which is a period of five years or more.

Performance



Discrete performance - to last month end

	31/03/21 to 31/03/22	31/03/22 to 31/03/23	31/03/23 to 31/03/24	31/03/24 to 31/03/25	31/03/25 to 31/03/26
Fund	-1.2%	-6.9%	4.4%	2.9%	3.5%
Sector	4.0%	-4.6%	9.6%	3.5%	10.1%
Rank	169/179	167/182	190/198	137/201	205/206
Quartile	4	4	4	3	4

Annualised performance

	Annualised		
	3 Years to 31/03/26	5 Years to 31/03/26	10 Years to 31/03/26
Fund	3.6%	0.4%	n/a
Sector	7.7%	4.4%	5.5%
Rank	194/198	176/179	n/a
Quartile	4	4	n/a

Ratings

FE Crown




Group Details

Group name	HSBC Asset Management (Fund Services UK)
Group address	1st Floor 78 St James's Street London SW1A 1EJ
Group telephone	0800 181 890
Dealing telephone	0845 7456126
Email	adviser.services@hsbc.com
Homepage	w w w.assetmanagement.hsbc.com/uk
Fax number	020 7024 1989

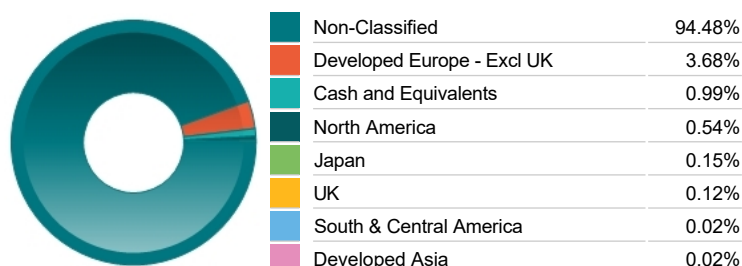
Top 10 Holdings

Name	% Weight	Sector	Country
1 ICF LONG GILT FUTURE Mar26	5.53%	Non-Classified	Non-Classified
2 EUX EURO-BUND FUTURE Mar26	1.23%	Non-Classified	Non-Classified
3 CECO ENVIRONMENTAL CORP	0.03%	Electronic & Electrical Equipment	United States
4 FLOWSERVE CORP	0.03%	Electronic & Electrical Equipment	United States
5 KURITA WATER INDUSTRIES	0.03%	Electronic & Electrical Equipment	Japan
6 METSO CORPORATION	0.03%	Industrial Engineering	Finland
7 ORGANO CORP	0.02%	Electronic & Electrical Equipment	Japan
8 CIA SANEAMENTO BASICO DE SAO PAULO	0.02%	Gas, Water & Multi-utilities	Brazil
9 PENNON GROUP	0.02%	Gas, Water & Multi-utilities	United Kingdom
10 IDEX CORPORATION	0.02%	Electronic & Electrical Equipment	United States

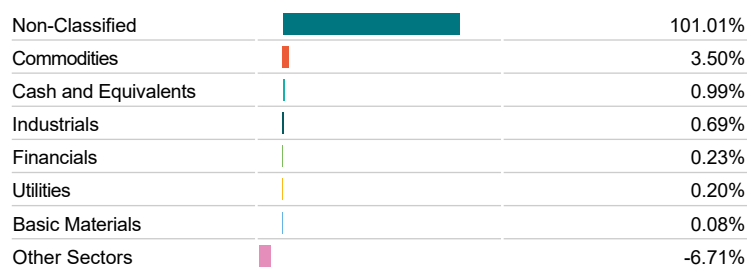
Asset Allocation



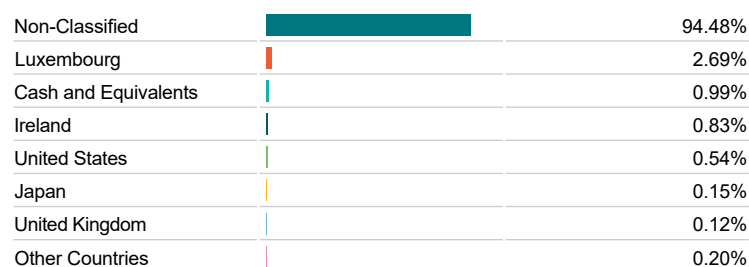
Regional Allocation



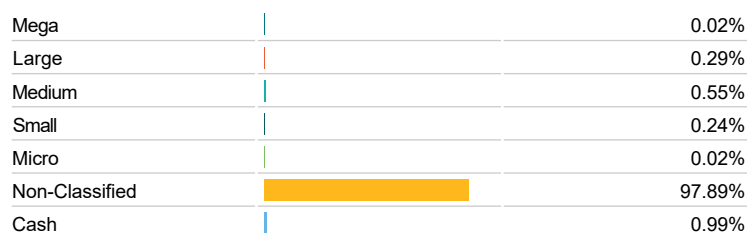
Equity Sector Breakdown




Top Country Breakdown



Breakdown By Market Cap (%)



Fixed Interest Currencies



Important Information

- The Industry Classification Benchmark is a product of FTSE International Limited and has been licensed for use.
- "Prudential" is a trading name of The Prudential Assurance Company Limited, which is registered in England and Wales. Registered office at 10 Fenchurch Avenue, London EC3M 5AG. Registered number 15454. Authorised by the Prudential Regulation Authority and regulated by the Financial Conduct Authority and the Prudential Regulation Authority.