

Benchmark

Benchmark	MSCI Europe ex UK
Benchmark Category	Comparator
IA Sector	Europe Excluding UK

Identification Codes

Sedol Code	B4ZM1M7
Mex Code	Q5EURO
Isin Code	GB00B4ZM1M76
Citi Code	LIM6

Fund Overview

Mid (02/04/2026)	454.91p
Historic yield	1.47%
Fund size (28/02/2026)	£2797.92m
Number of holdings	33
Ongoing Charges	0.84%
Launch date	01/11/2010

Fund Charges

Entry Charge	0.00%
Ongoing Charges	0.84%

Fund Background

Valuation frequency	Daily
Valuation point	12:00
Fund type	Unit Trust
Launch price	£1.00
Fund currency	Pound Sterling
Fund domicile	United Kingdom
ISA allowable	Yes
SIPP allowable	Yes

Dealing

Minimum Investment	£5000000
Minimum Top Up	£100000
Minimum Regular Saving	-
Settlement Period: Buy	4 days
Settlement Period: Sell	4 days
Pricing Basis	Forward
Dealing Decimals	3

Distribution Dates

Ex dividend date(s)	Income payment date(s)
01 May	30 June

Aims

The Fund aims to deliver capital growth over the long-term (5 years or more).

Performance



Discrete performance - to last month end

	31/03/21 to 31/03/22	31/03/22 to 31/03/23	31/03/23 to 31/03/24	31/03/24 to 31/03/25	31/03/25 to 31/03/26
Fund	15.9%	8.2%	18.7%	-0.9%	21.6%
Sector	4.2%	6.5%	12.3%	0.9%	12.1%
Rank	1/131	58/136	11/137	100/138	13/140
Quartile	1	2	1	3	1

Annualised performance

	Annualised		
	3 Years to 31/03/26	5 Years to 31/03/26	10 Years to 31/03/26
Fund	12.7%	12.4%	12.8%
Sector	8.3%	7.1%	8.7%
Rank	21/137	7/131	2/107
Quartile	1	1	1

Fund Managers



Name: Samantha Gleave James Inglis-Jones
 Manager for: 13 years, 6 months 19 years, 4 months

Ratings

FE Crown



Group Details

Group name	Liontrust Fund Partners LLP
Group address	2 Savoy Court London WC2R 0EZ
Group telephone	020 7412 1766
Dealing telephone	020 7964 4774
Email	info@liontrust.co.uk
Homepage	www.liontrust.co.uk
Fax number	020 7412 1779


Top 10 Holdings

Name	% Weight	Sector	Country
1 UNICREDIT SOCIETA' PER AZIONI	5.43%	Banks	Italy
2 WARTSILA OYJ ABP	5.10%	Industrial Engineering	Finland
3 BANCO SANTANDER S.A.	4.71%	Banks	Spain
4 ASML HOLDING N.V.	4.40%	Technology Hardware & Equipment	Netherlands
5 ARCELORMITTAL INTERNATIONAL LUXEMBOURG	4.40%	Industrial Metals & Mining	Luxembourg
6 DEUTSCHE BANK AKTIENGESELLSCHAFT	4.20%	Banks	Germany
7 CAIXABANK SA	4.15%	Banks	Spain
8 BE SEMICONDUCTOR INDUSTRIES N.V.	3.82%	Technology Hardware & Equipment	Netherlands
9 AIB GROUP PUBLIC LIMITED COMPANY	3.57%	Banks	Ireland
10 NOVARTIS AG	3.51%	Pharmaceuticals & Biotechnology	Switzerland

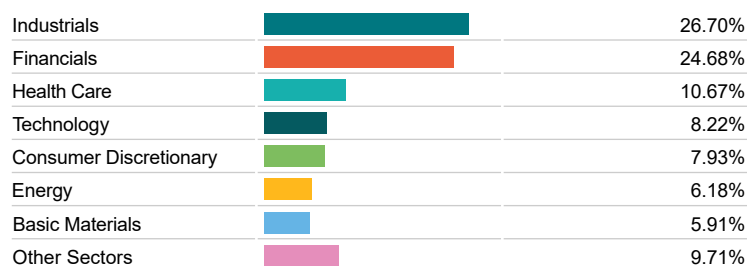
Asset Allocation



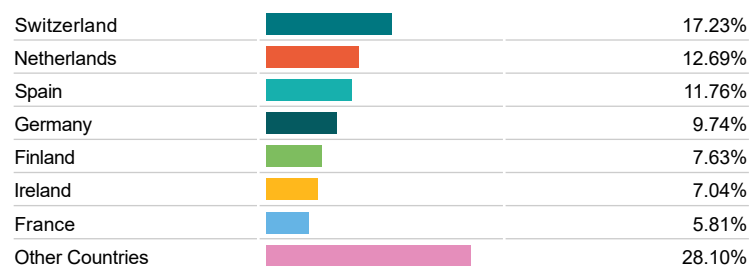
Regional Allocation



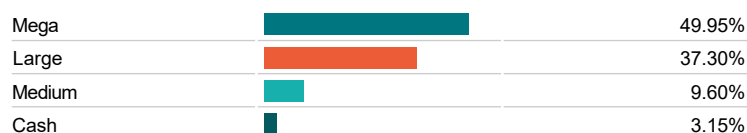
Equity Sector Breakdown



Top Country Breakdown



Breakdown By Market Cap (%)



Important Information

- The Industry Classification Benchmark is a product of FTSE International Limited and has been licensed for use.
- "Prudential" is a trading name of The Prudential Assurance Company Limited, which is registered in England and Wales. Registered office at 10 Fenchurch Avenue, London EC3M 5AG. Registered number 15454. Authorised by the Prudential Regulation Authority and regulated by the Financial Conduct Authority and the Prudential Regulation Authority.