

## Benchmark

Benchmark	IA Sterling Strategic Bond Sector
Benchmark Category	-
IA Sector	£ Strategic Bond

## Identification Codes

Sedol Code	B8N45Q5
Mex Code	BRYGHL
Isin Code	GB00B8N45Q51
Citi Code	GUWX

## Fund Overview

Mid (07/04/2026)	194.84p
Distribution yield	5.57%
Underlying yield	4.90%
Fund size (28/02/2026)	£1993.45m
Number of holdings	536
Ongoing Charges	0.67%
Launch date	11/12/2012

## Fund Charges

Entry Charge	0.00%
Ongoing Charges	0.67%

## Fund Background

Valuation frequency	Daily
Valuation point	12:00
Fund type	ICVC
Launch price	£1.00
Fund currency	Pound Sterling
Fund domicile	United Kingdom
ISA allowable	Yes
SIPP allowable	Yes

## Dealing

Minimum Investment	£500
Minimum Top Up	£100
Minimum Regular Saving	£20
Settlement Period: Buy	3 days
Settlement Period: Sell	3 days
Pricing Basis	Forward
Dealing Decimals	2

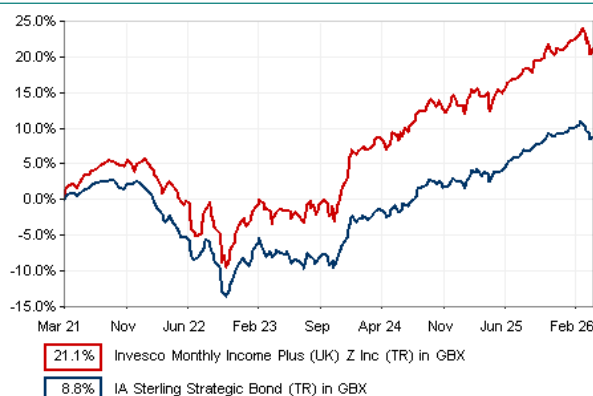
## Distribution Dates

Ex dividend date(s)	Income payment date(s)
01 January	31 January
01 February	28 February
01 March	31 March
01 April	30 April
01 May	31 May
01 June	30 June
01 July	31 July
01 August	31 August
01 September	30 September
01 October	31 October
01 November	30 November
01 December	31 December

## Aims

The Fund aims to achieve income and capital growth over the medium to long term (3 to 5 years plus). The Fund invests at least 80% of its assets globally in corporate and government debt securities (including investment grade, non-investment grade and unrated) and shares or other equity related securities of companies. In pursuing the Fund's investment objective, the fund manager may consider it appropriate to also invest in other transferable securities, money market instruments, collective investment schemes (including funds managed by the Invesco group), deposits and cash.

## Performance




## Discrete performance - to last month end

	31/03/21 to 31/03/22	31/03/22 to 31/03/23	31/03/23 to 31/03/24	31/03/24 to 31/03/25	31/03/25 to 31/03/26
Fund	2.7%	-5.4%	12.0%	5.3%	5.6%
Sector	-2.2%	-5.7%	7.2%	5.0%	4.8%
Rank	3/70	37/76	5/78	34/81	23/86
Quartile	1	2	1	2	2

## Annualised performance

	Annualised		
	3 Years to 31/03/26	5 Years to 31/03/26	10 Years to 31/03/26
Fund	7.6%	3.9%	4.8%
Sector	5.7%	1.7%	3.1%
Rank	14/78	6/70	7/53
Quartile	1	1	1

## Fund Managers



Name: Rhys Davies Ciaran Mallon  
 Manager for: 5 years, 7 months 12 years, 5 months

## Ratings

FE Crown



## Group Details

Group name	Invesco ICVC
Group address	INVESCO Park Henley-on-Thames Oxfordshire RG9 1HH United Kingdom
Group telephone	0800 028 2121
Dealing telephone	0800 085 8571
Email	Sally.Elsbury@Invesco.com
Homepage	https://www.invesco.co.uk/uk
Fax number	01491 416000

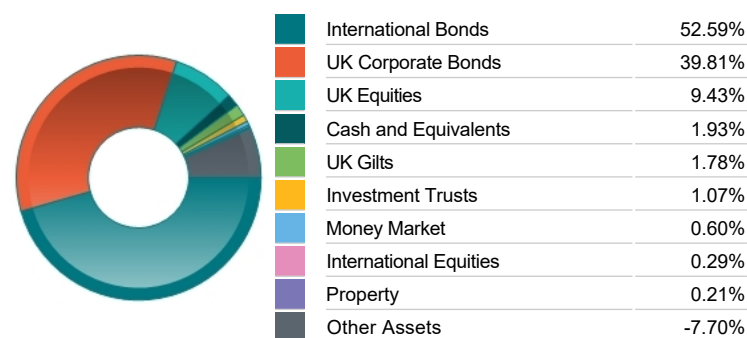
## Important Information

- Source of portfolio data: Broadridge. Source of performance data: FE fundinfo. We can't predict the future. Past performance isn't a guide to future performance. The figures shown are intended only to demonstrate performance history of the fund, after allowing for the impact of ongoing charges, but take no account of product charges. Ongoing charges may vary in the future and may be higher than they are now. Fund performance is based upon the movement of the daily price and is shown as total return in GBP with income reinvested. The value of your client's investment can go down as well as up and the amount your client gets back may be less than they put in.
- This factsheet is for investment professionals and is for information purposes only. Should you wish to present any of this content to your client, please refer to similar pages on pru.co.uk. You should refer to your client's policy documentation and supporting brochures for fund availability, investment strategy, any product information and charges. Every care has been taken in populating this output, however it must be appreciated that neither Broadridge, Prudential nor their sources guarantee the accuracy, adequacy or completeness of this information or make any warranties regarding results from its usage.

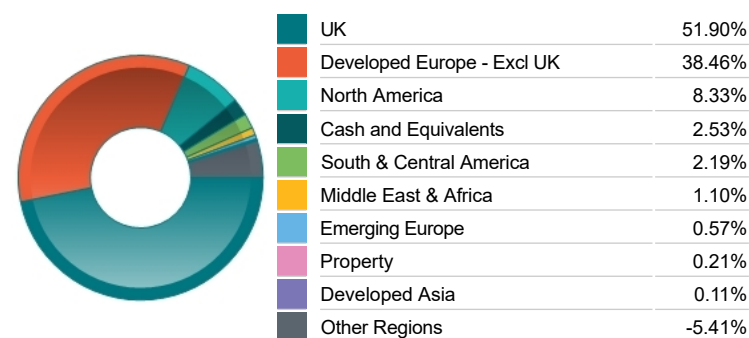
Top 10 Holdings

Name	% Weight	Sector	Country
1 LLOYDS BANKING GROUP FLTG 2.707 DEC 03 35	2.61%	Bonds	United Kingdom
2 NATIONWIDE BUILDING SOCIETY	1.71%	Banks	United Kingdom
3 NATWEST GROUP PLC FLTG 7.500 PERP	1.15%	Bonds	United Kingdom
4 FORD MOTOR CR LLC 6.860 JUN 05 26	1.13%	Bonds	United States
5 BRITISH TELECOM FLTG 8.375 DEC 20 83	1.09%	Bonds	United Kingdom
6 AVIVA FLTG 7.750 PERP	0.86%	Bonds	United Kingdom
7 STH AFRICA(REP OF) 8.750 FEB 28 48	0.81%	Bonds	South Africa
8 THAMES WTR UTL FIN 7.750 APR 30 44 REG	0.79%	Bonds	United Kingdom
9 MARB BONDCO PLC 3.950 JAN 29 31 REGS	0.77%	Bonds	United Kingdom
10 BARCLAYS PLC FLTG 9.250 PERP	0.76%	Bonds	United Kingdom

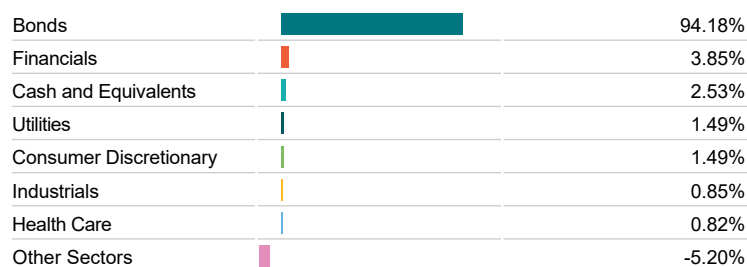
Asset Allocation



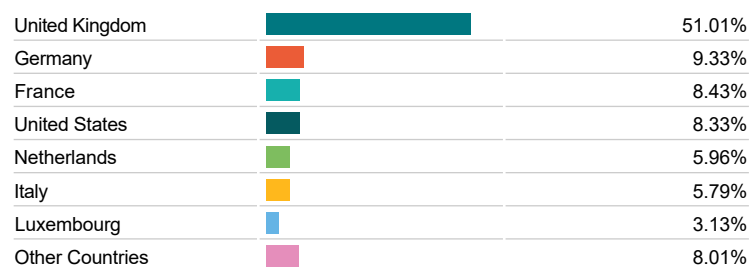
Regional Allocation



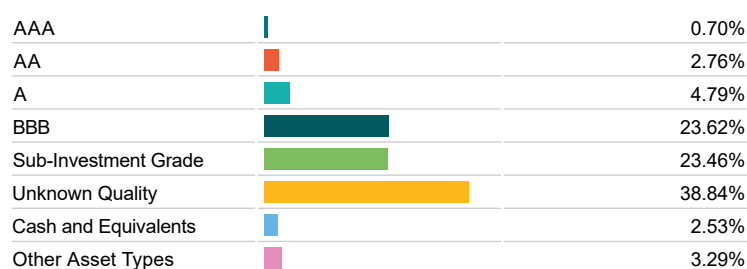
Bond Sector Breakdown



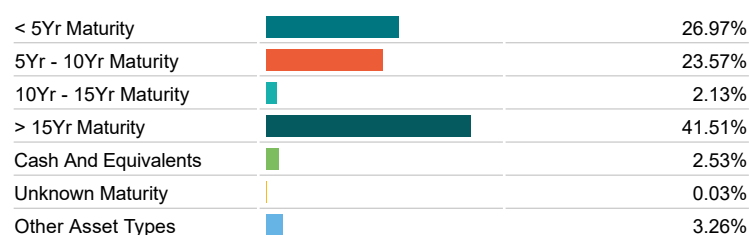
Top Country Breakdown



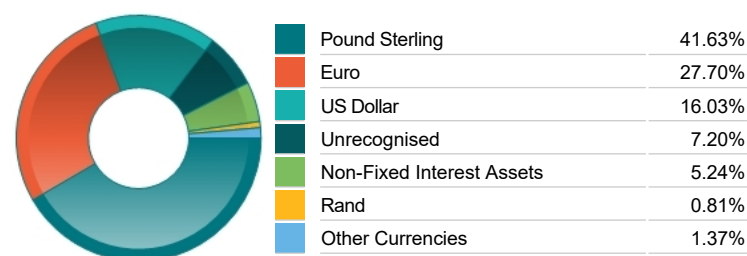
Fixed Interest Quality Profile



Fixed Interest Maturity Profile



Fixed Interest Currencies



Important Information

- The Industry Classification Benchmark is a product of FTSE International Limited and has been licensed for use.
- "Prudential" is a trading name of The Prudential Assurance Company Limited, which is registered in England and Wales. Registered office at 10 Fenchurch Avenue, London EC3M 5AG. Registered number 15454. Authorised by the Prudential Regulation Authority and regulated by the Financial Conduct Authority and the Prudential Regulation Authority.