

Benchmark

Benchmark	MSCI Emerging Markets (NUK)
Benchmark Category	-
IA Sector	Global Emerging Markets

Identification Codes

Sedol Code	B9SMK77
Mex Code	FILEMS
Isin Code	GB00B9SMK778
Citi Code	JAZJ

Fund Overview

Mid (02/04/2026)	243.00p
Historic yield	0.95%
Fund size (31/10/2025)	£1033.25m
Number of holdings	80
Ongoing Charges	0.94%
Launch date	15/05/2013

Fund Charges

Entry Charge	0.00%
Ongoing Charges	0.94%

Fund Background

Valuation frequency	Daily
Valuation point	12:00
Fund type	OEIC
Launch price	£1.00
Fund currency	Pound Sterling
Fund domicile	United Kingdom
ISA allowable	Yes
SIPP allowable	Yes

Dealing

Minimum Investment	-
Minimum Top Up	-
Minimum Regular Saving	-
Settlement Period: Buy	3 days
Settlement Period: Sell	3 days
Pricing Basis	Forward
Dealing Decimals	2

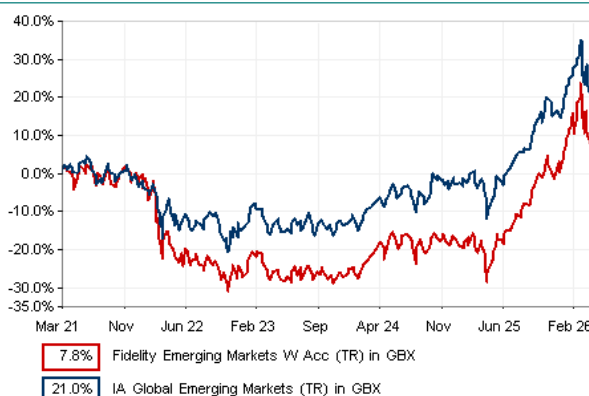
Distribution Dates

Ex dividend date(s)	Income payment date(s)
01 July	31 August

Aims

Aims to provide long-term capital growth with the level of income expected to be low. Invests primarily in company shares in countries experiencing rapid economic growth including those in Africa, the Indian sub-continent, Latin America, South East Asia, Europe and the Middle East.

Performance



Discrete performance - to last month end

	31/03/21 to 31/03/22	31/03/22 to 31/03/23	31/03/23 to 31/03/24	31/03/24 to 31/03/25	31/03/25 to 31/03/26
Fund	-15.5%	-11.3%	7.8%	-2.3%	36.7%
Sector	-8.7%	-4.4%	6.0%	3.2%	26.7%
Rank	122/152	137/161	70/167	150/174	18/181
Quartile	4	4	2	4	1

Annualised performance

	Annualised		
	3 Years to 31/03/26	5 Years to 31/03/26	10 Years to 31/03/26
Fund	12.9%	1.5%	8.1%
Sector	11.5%	3.9%	8.1%
Rank	74/167	118/152	63/104
Quartile	2	4	3

Fund Managers



Name: Amit Goel Nick Price
Manager for: 6 years, 4 months 16 years

Ratings

FE Crown



Group Details

Group name	Fidelity International (Onshore)
Group address	Oakhill House 130 Tonbridge Road Hildenborough Kent TN11 9DZ
Group telephone	0800 41 41 81
Dealing telephone	0800 41 41 81
Email	brokerline@uk.fid-intl.com
Homepage	www.fidelity.co.uk
Fax number	0800 783 9646

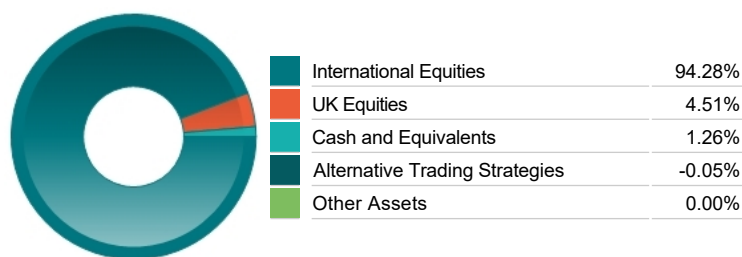
Important Information

- Source of portfolio data: Broadridge. Source of performance data: FE fundinfo. We can't predict the future. Past performance isn't a guide to future performance. The figures shown are intended only to demonstrate performance history of the fund, after allowing for the impact of ongoing charges, but take no account of product charges. Ongoing charges may vary in the future and may be higher than they are now. Fund performance is based upon the movement of the daily price and is shown as total return in GBP with income reinvested. The value of your client's investment can go down as well as up and the amount your client gets back may be less than they put in.
- This factsheet is for investment professionals and is for information purposes only. Should you wish to present any of this content to your client, please refer to similar pages on pru.co.uk. You should refer to your client's policy documentation and supporting brochures for fund availability, investment strategy, any product information and charges. Every care has been taken in populating this output, however it must be appreciated that neither Broadridge, Prudential nor their sources guarantee the accuracy, adequacy or completeness of this information or make any warranties regarding results from its usage.

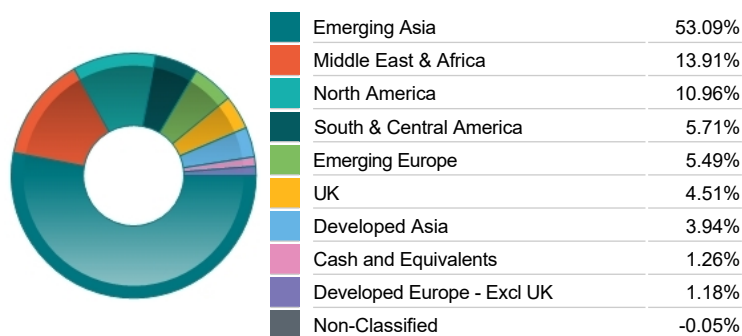
Top 10 Holdings

Name	% Weight	Sector	Country
1 TAIWAN SEMICONDUCTOR MANUFACTURING COMPANY LIMITED	9.94%	Technology Hardware & Equipment	Taiwan
2 NASPERS	9.50%	Software & Computer Services	South Africa
3 SAMSUNG ELECTRONICS CO. LTD	5.78%	Telecommunications Equipment	South Korea
4 OTP BANK NYRT.	3.11%	Banks	Hungary
5 ELITE MATERIAL CO.	2.72%	Technology Hardware & Equipment	Taiwan
6 NU HOLDINGS	2.71%	Banks	United States
7 COMPANIA DE MINAS BUENAVENTURA S.A.A.	2.39%	Precious Metals & Mining	Peru
8 ENDEAVOUR MINING	2.37%	Precious Metals & Mining	United Kingdom
9 TENCENT MUSIC ENTERTAINMENT GROUP	2.23%	Software & Computer Services	China
10 CONTEMPORARY AMPEREX TECHNOLOGY CO. LIMITED	2.21%	Electronic & Electrical Equipment	China

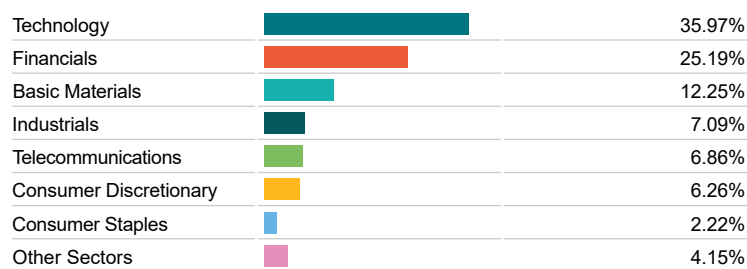
Asset Allocation



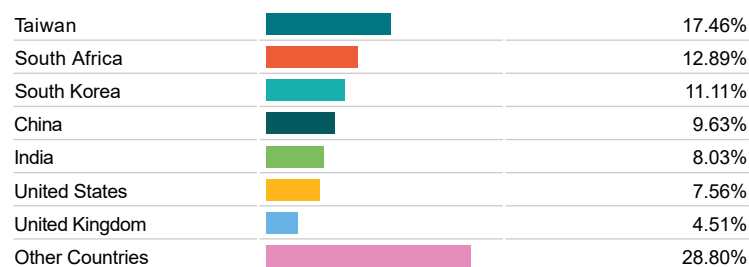
Regional Allocation



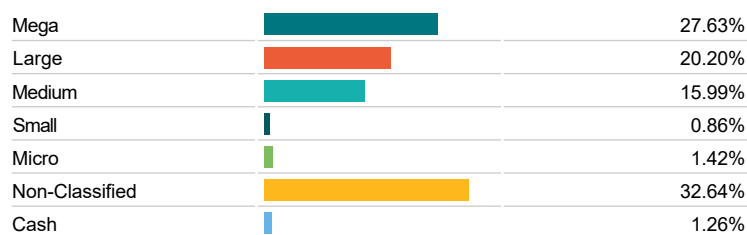
Equity Sector Breakdown



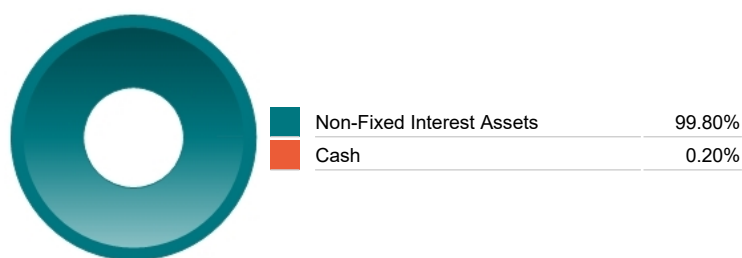
Top Country Breakdown



Breakdown By Market Cap (%)



Fixed Interest Currencies



Important Information

- The Industry Classification Benchmark is a product of FTSE International Limited and has been licensed for use.
- "Prudential" is a trading name of The Prudential Assurance Company Limited, which is registered in England and Wales. Registered office at 10 Fenchurch Avenue, London EC3M 5AG. Registered number 15454. Authorised by the Prudential Regulation Authority and regulated by the Financial Conduct Authority and the Prudential Regulation Authority.