

Benchmark

Benchmark	Investment Association UK All Companies sector
Benchmark Category	Comparator
IA Sector	UK All Companies

Identification Codes

Sedol Code	3052268
Mex Code	SEEGTB
Isin Code	GB0030522683
Citi Code	BX25

Fund Overview

Mid (10/04/2026)	1794.74p
Historic yield	2.60%
Fund size (28/02/2026)	£181.59m
Number of holdings	69
Ongoing Charges	0.62%
Launch date	01/06/1987

Fund Charges

Entry Charge	0.00%
Ongoing Charges	0.62%

Fund Background

Valuation frequency	Daily
Valuation point	12:00
Fund type	OEIC
Launch price	£1.00
Fund currency	Pound Sterling
Fund domicile	United Kingdom
ISA allowable	Yes
SIPP allowable	Yes

Dealing

Minimum Investment	£2000000
Minimum Top Up	£1000
Minimum Regular Saving	-
Settlement Period: Buy	3 days
Settlement Period: Sell	3 days
Pricing Basis	Forward
Dealing Decimals	4

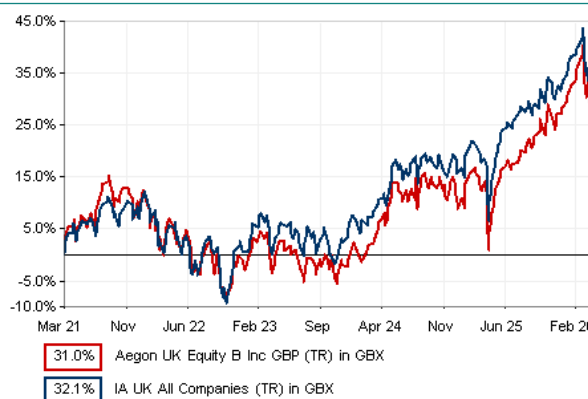
Distribution Dates

Ex dividend date(s)	Income payment date(s)
01 August	30 November

Aims

The investment objective is to provide a combination of income and capital growth over any 7 year period.

Performance




Discrete performance - to last month end

	31/03/21 to 31/03/22	31/03/22 to 31/03/23	31/03/23 to 31/03/24	31/03/24 to 31/03/25	31/03/25 to 31/03/26
Fund	5.4%	-5.6%	7.3%	4.4%	17.5%
Sector	5.4%	-1.9%	7.6%	5.1%	12.9%
Rank	112/193	142/198	127/200	120/201	86/207
Quartile	3	3	3	3	2

Annualised performance

	Annualised		
	3 Years to 31/03/26	5 Years to 31/03/26	10 Years to 31/03/26
Fund	9.6%	5.5%	5.5%
Sector	8.5%	5.7%	6.3%
Rank	97/199	108/192	113/172
Quartile	2	3	3

Fund Managers



Name: Neil Goddin Peter Dobson
 Manager for: 0 years, 4 months 0 years, 4 months

Ratings

FE Crown



Group Details

Group name	Aegon Asset Management
Group address	3 Lochside Avenue Edinburgh Park EDINBURGH EH12 9SA
Group telephone	0800 45 44 22
Dealing telephone	0800 169 5186
Email	info@kamescapital.com
Homepage	www.aegonam.com
Fax number	-


Important Information

- Source of portfolio data: Broadridge. Source of performance data: FE fundinfo. We can't predict the future. Past performance isn't a guide to future performance. The figures shown are intended only to demonstrate performance history of the fund, after allowing for the impact of ongoing charges, but take no account of product charges. Ongoing charges may vary in the future and may be higher than they are now. Fund performance is based upon the movement of the daily price and is shown as total return in GBP with income reinvested. The value of your client's investment can go down as well as up and the amount your client gets back may be less than they put in.
- This factsheet is for investment professionals and is for information purposes only. Should you wish to present any of this content to your client, please refer to similar pages on pru.co.uk. You should refer to your client's policy documentation and supporting brochures for fund availability, investment strategy, any product information and charges. Every care has been taken in populating this output, however it must be appreciated that neither Broadridge, Prudential nor their sources guarantee the accuracy, adequacy or completeness of this information or make any warranties regarding results from its usage.

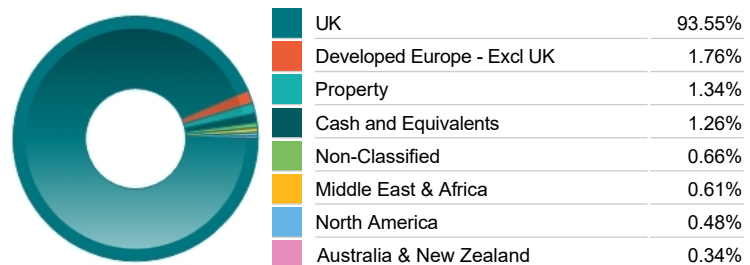
Top 10 Holdings

Name	% Weight	Sector	Country
1 HSBC HOLDINGS	8.80%	Banks	United Kingdom
2 ASTRAZENECA	8.67%	Pharmaceuticals & Biotechnology	United Kingdom
3 SHELL	5.64%	Non-Renewable Energy	United Kingdom
4 ROLLS-ROYCE HOLDINGS	4.47%	Aerospace & Defence	United Kingdom
5 UNILEVER	4.26%	Personal Care, Drug & Grocery Stores	United Kingdom
6 GSK	3.87%	Pharmaceuticals & Biotechnology	United Kingdom
7 BRITISH AMERICAN TOBACCO P.L.C.	3.60%	Tobacco	United Kingdom
8 RIO TINTO	3.14%	Industrial Metals & Mining	United Kingdom
9 NATIONAL GRID	2.88%	Gas, Water & Multi-utilities	United Kingdom
10 BP P.L.C.	2.57%	Non-Renewable Energy	United Kingdom

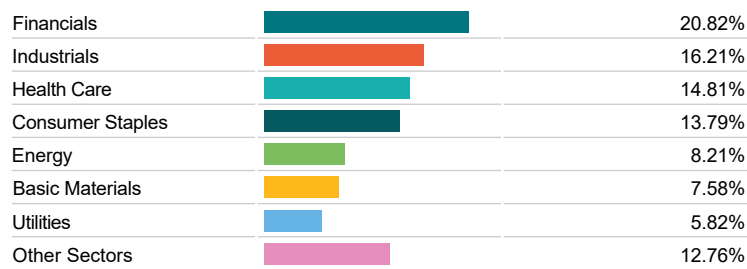
Asset Allocation



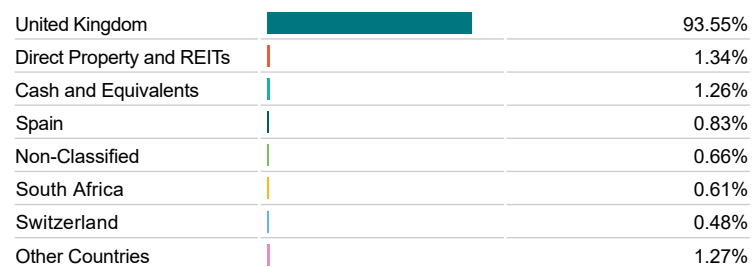
Regional Allocation



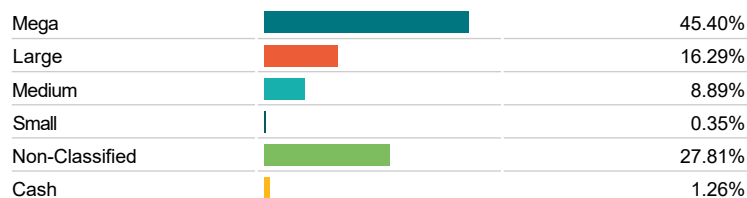
Equity Sector Breakdown



Top Country Breakdown



Breakdown By Market Cap (%)



Fixed Interest Currencies



Important Information

- The Industry Classification Benchmark is a product of FTSE International Limited and has been licensed for use.
- "Prudential" is a trading name of The Prudential Assurance Company Limited, which is registered in England and Wales. Registered office at 10 Fenchurch Avenue, London EC3M 5AG. Registered number 15454. Authorised by the Prudential Regulation Authority and regulated by the Financial Conduct Authority and the Prudential Regulation Authority.