

**Benchmark**

Benchmark	Investment Association Mixed Investment 20 - 60% sector
Benchmark Category	Comparator
IA Sector	Mixed Investment 20-60% Shares

**Identification Codes**

Sedol Code	B7TCPG6
Mex Code	K1ACNV
Isin Code	GB00B7TCPG66
Citi Code	JCSG

**Fund Overview**

Mid (02/04/2026)	117.82p
Historic yield	2.37%
Fund size (28/02/2026)	£171.20m
Number of holdings	143
Ongoing Charges	0.78%
Launch date	14/05/2013

**Fund Charges**

Entry Charge	0.00%
Ongoing Charges	0.78%

**Fund Background**

Valuation frequency	Daily
Valuation point	12:00
Fund type	OEIC
Launch price	£1.00
Fund currency	Pound Sterling
Fund domicile	United Kingdom
ISA allowable	Yes
SIPP allowable	Yes

**Dealing**

Minimum Investment	£2000000
Minimum Top Up	£1000
Minimum Regular Saving	-
Settlement Period: Buy	3 days
Settlement Period: Sell	3 days
Pricing Basis	Forward
Dealing Decimals	4

**Distribution Dates**

Ex dividend date(s)	Income payment date(s)
01 February	31 March
01 May	30 June
01 August	30 September
01 November	31 December

**Aims**

The investment objective is to provide a combination of income and capital growth over a 7 year period.

**Performance**



**Discrete performance - to last month end**

	31/03/21 to 31/03/22	31/03/22 to 31/03/23	31/03/23 to 31/03/24	31/03/24 to 31/03/25	31/03/25 to 31/03/26
Fund	-2.8%	-8.8%	10.6%	0.9%	1.4%
Sector	2.7%	-4.8%	7.7%	3.7%	8.9%
Rank	158/160	154/165	26/172	175/185	191/192
Quartile	4	4	1	4	4

**Annualised performance**

	Annualised		
	3 Years to 31/03/26	5 Years to 31/03/26	10 Years to 31/03/26
Fund	4.2%	0.1%	2.2%
Sector	6.7%	3.5%	4.5%
Rank	161/172	156/160	112/113
Quartile	4	4	4

**Fund Managers**



Name: Iain Buckle      Audrey Ryan  
 Manager for: 15 years, 11 months      19 years, 1 months

**Ratings**

FE Crown



**Group Details**

Group name	Aegon Asset Management
Group address	3 Lochside Avenue Edinburgh Park EDINBURGH EH12 9SA
Group telephone	0800 45 44 22
Dealing telephone	0800 169 5186
Email	info@kamescapital.com
Homepage	www.aegonam.com
Fax number	-


**Important Information**

- Source of portfolio data: Broadridge. Source of performance data: FE fundinfo. We can't predict the future. Past performance isn't a guide to future performance. The figures shown are intended only to demonstrate performance history of the fund, after allowing for the impact of ongoing charges, but take no account of product charges. Ongoing charges may vary in the future and may be higher than they are now. Fund performance is based upon the movement of the daily price and is shown as total return in GBP with income reinvested. The value of your client's investment can go down as well as up and the amount your client gets back may be less than they put in.
- This factsheet is for investment professionals and is for information purposes only. Should you wish to present any of this content to your client, please refer to similar pages on pru.co.uk. You should refer to your client's policy documentation and supporting brochures for fund availability, investment strategy, any product information and charges. Every care has been taken in populating this output, however it must be appreciated that neither Broadridge, Prudential nor their sources guarantee the accuracy, adequacy or completeness of this information or make any warranties regarding results from its usage.

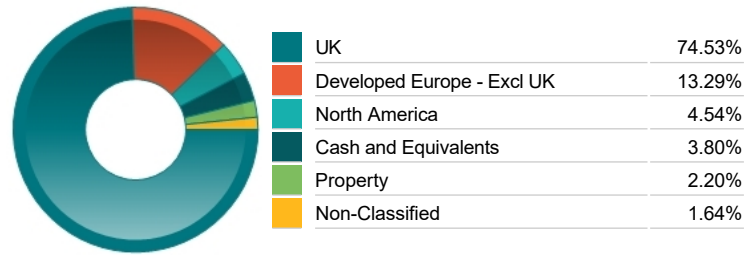
**Top 10 Holdings**

Name	% Weight	Sector	Country
1 NATIONAL GRID	3.32%	Gas, Water & Multi-utilities	United Kingdom
2 SSE	2.76%	Electricity	United Kingdom
3 ROYAL BANK OF SCOTLAND GROUP	2.53%	Banks	United Kingdom
4 PRUDENTIAL PUBLIC LIMITED COMPANY	2.17%	Life Insurance	United Kingdom
5 DEUTSCHE BAHN FINANCE GMBH 3.125% 2026-07-24	2.14%	Bonds	Netherlands
6 LONDON STOCK EXCHANGE GROUP	2.13%	Finance & Credit Services	United Kingdom
7 DIPLOMA	2.10%	Industrial Support Services	United Kingdom
8 RELX	2.01%	Software & Computer Services	United Kingdom
9 LLOYDS BANKING GROUP	1.92%	Banks	United Kingdom
10 VOLUTION GROUP	1.82%	Construction & Materials	United Kingdom

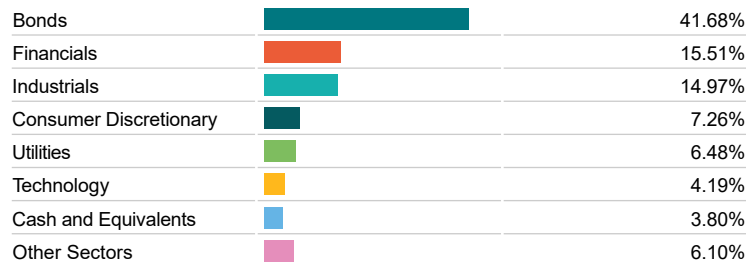
**Asset Allocation**



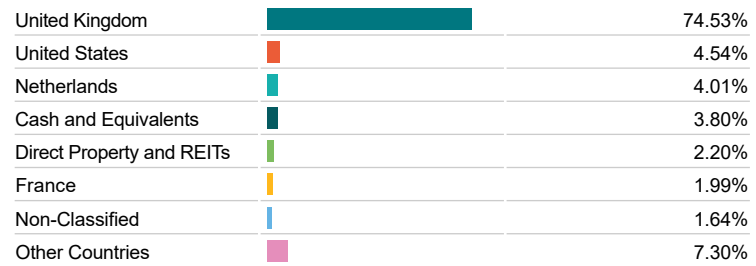
**Regional Allocation**



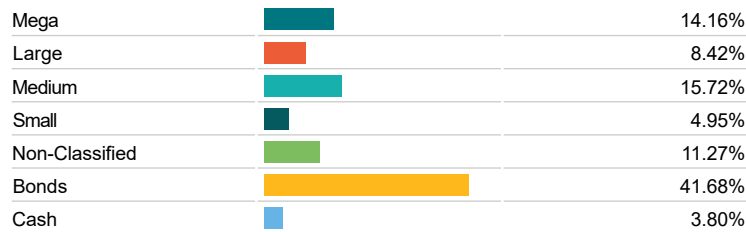
**Bond Sector Breakdown**



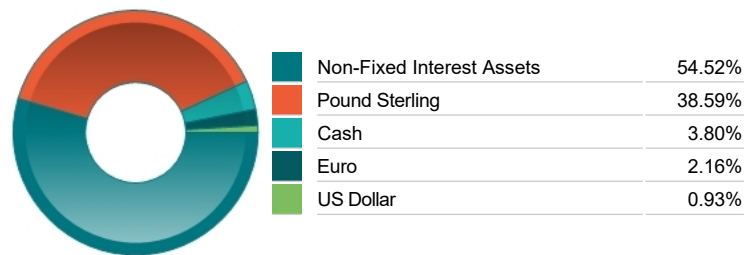
**Top Country Breakdown**



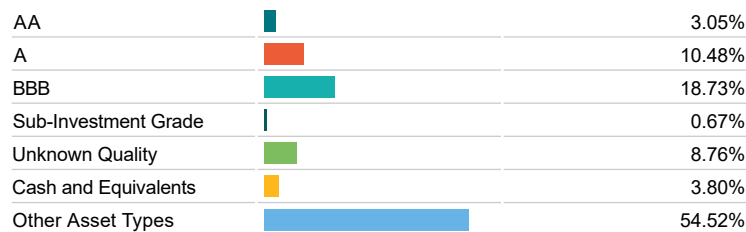
**Breakdown By Market Cap (%)**



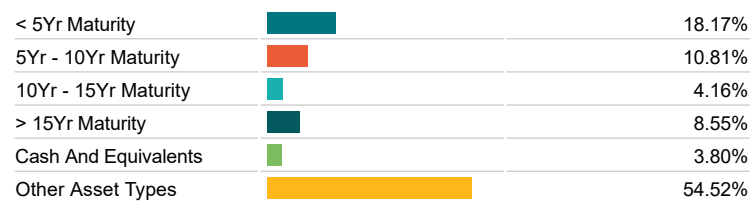
**Fixed Interest Currencies**



**Fixed Interest Quality Profile**



**Fixed Interest Maturity Profile**



**Important Information**

- The Industry Classification Benchmark is a product of FTSE International Limited and has been licensed for use.
- "Prudential" is a trading name of The Prudential Assurance Company Limited, which is registered in England and Wales. Registered office at 10 Fenchurch Avenue, London EC3M 5AG. Registered number 15454. Authorised by the Prudential Regulation Authority and regulated by the Financial Conduct Authority and the Prudential Regulation Authority.