

Benchmark

Benchmark	Not benchmarked
ABI Sector	Mixed Investment 40-85% Shares

Identification Codes

Sedol Code	0706610
Mex Code	PUM
Isin Code	GB0007066102
Citi Code	PU01

Fund Overview

Bid (31/03/2026)	1904.30
Offer (31/03/2026)	1983.70
Fund size (28/02/2026)	£115.95m
Number of holdings	9073
Launch date	01/11/1982

Fund Charges

Annual Management Charge (AMC)	1.00%
Further Costs	0.00%
Yearly Total	1.00%

Aims

Objective: The investment strategy of the fund is to provide medium to long-term growth (the combination of income and growth of capital over 5 to 10 years or more) by investing mainly in a broad spread of collective investment schemes. The fund will have exposure to a range of asset classes, including equities, bonds, property, alternative assets and other asset types. Derivative instruments may be used for efficient portfolio management.

Performance



Discrete performance - to last month end

	31/03/21 to 31/03/22	31/03/22 to 31/03/23	31/03/23 to 31/03/24	31/03/24 to 31/03/25	31/03/25 to 31/03/26
Fund	2.7%	-3.2%	7.7%	5.4%	9.6%
Sector	4.6%	-3.5%	8.2%	3.1%	9.5%
Rank	253/329	156/330	216/332	33/332	164/332
Quartile	4	2	3	1	2

Annualised performance

	3 Years to 31/03/26	5 Years to 31/03/26	10 Years to 31/03/26
Fund	7.6%	4.4%	5.3%
Sector	6.9%	4.3%	5.2%
Rank	136/332	179/329	173/316
Quartile	2	3	3

Fund Managers



Name: Life Investment Office
 Manager for: 11 years, 3 months

Important Information

- Because of changes in exchange rates the value of your investment, as well as any money you take from it, can go down as well as up.
- Source of portfolio data: Broadridge. Source of performance data: FE fundinfo. We can't predict the future. Past performance isn't a guide to future performance. The figures shown are intended only to demonstrate performance history of the fund, after allowing for the impact of fund charges and further costs, but take no account of product charges, or any Annual Management Charge paid for by the deduction of units. Charges and further costs may vary in the future and may be higher than they are now. Fund performance is based upon the movement of the daily price and is shown as total return in GBP with net income reinvested. The value of your client's investment can go down as well as up and the amount your client gets back may be less than they put in.
- This factsheet is for investment professionals and is for information purposes only. Should you wish to present any of this content to your client, please refer to similar pages on pru.co.uk. You should refer to your client's policy documentation and supporting brochures for fund availability, investment strategy, any product information and charges. Every care has been taken in populating this output, however it must be appreciated that neither Broadridge, Prudential nor their sources guarantee the accuracy, adequacy or completeness of this information or make any warranties regarding results from its usage.

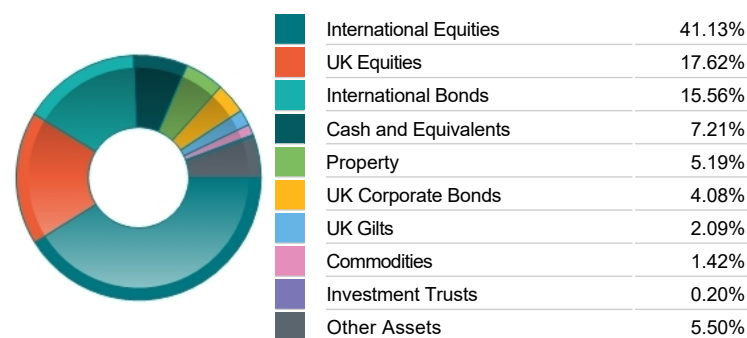
Top 10 Fund Holdings

Name	% Weight
1 M&G Sterling Investment Grade Corporate Bond Class Z2A	10.14%
2 M&G (1) Asia Pacific (ex Japan) Equity Class GBPZ2A	9.70%
3 M&G (ACS) BlackRock UK 200 Equity Fund Z1B Acc	7.35%
4 M&G (ACS) BlackRock UK All Share Equity LB	5.56%
5 M&G (ACS) UK Listed Equity Fund Z1B Acc	4.63%
6 M&G (LUX) FCP Europe ex UK Equity Fund Z1B Acc	4.06%
7 M&G (ACS) BlackRock US Equity 2 Z1B GBP ACC	4.02%
8 M&G (1) US Corporate Bond Class Z2A GBP	3.57%
9 M&G (ACS) Japan Equity Fund Z1B Acc	3.48%
10 M&G (Lux) Asian Local Currency Bond Class ZI	2.59%

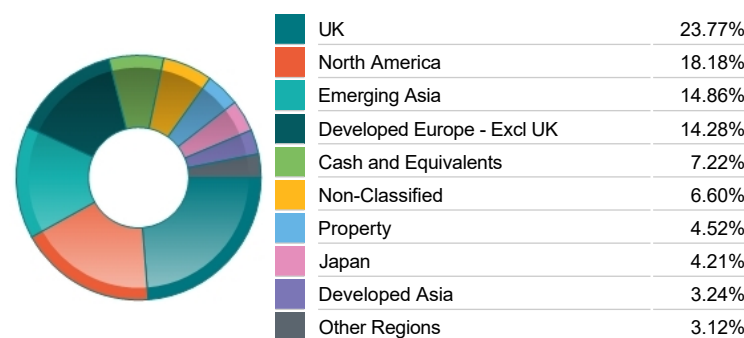
Top 10 Holdings

Name	% Weight
1 PRELP CLASS A AIF	2.09%
2 TAIWAN SEMICONDUCTOR MANUFACTURING COMPANY LIMITED	1.13%
3 ASTRAZENECA	0.89%
4 SAMSUNG ELECTRONICS CO. LTD	0.85%
5 HSBC HOLDINGS	0.82%
6 M&G EUROPEAN PROPERTY FUND EUR G A	0.75%
7 GBP FWD ASSET 16 MAR 2026	0.71%
8 M&G Asia Property Fund Class SH CLS Series 1	0.62%
9 SK HYNIX	0.62%
10 SHELL	0.54%

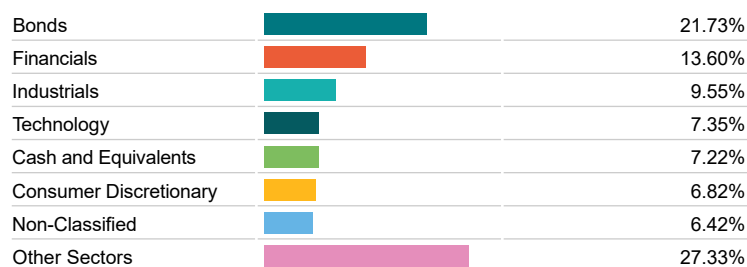
Asset Allocation



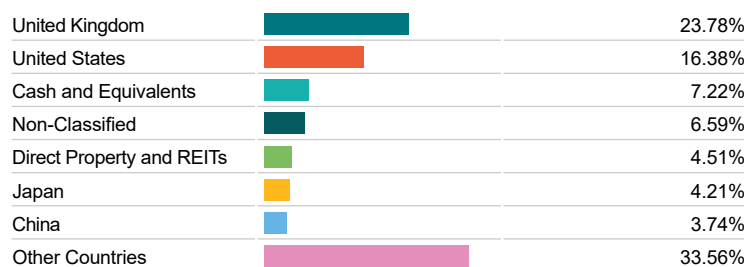
Regional Allocation



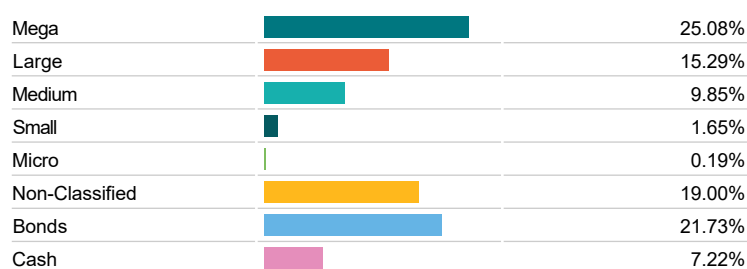
Sector Breakdown



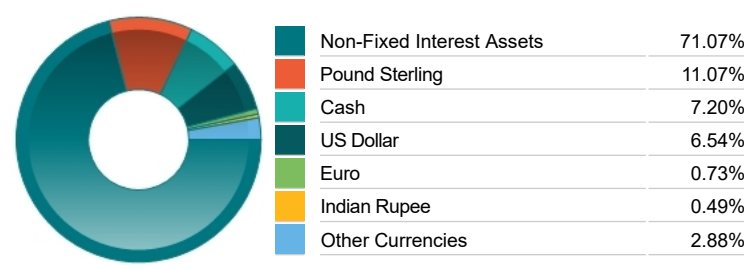
Top Country Breakdown



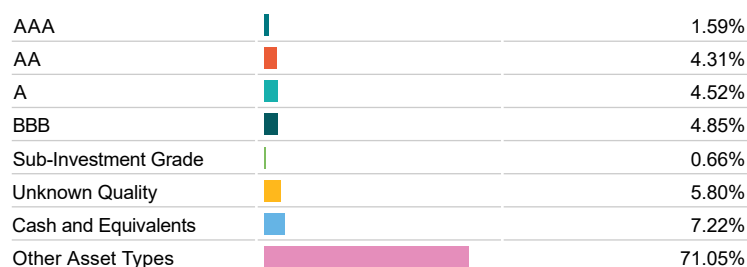
Breakdown By Market Cap (%)



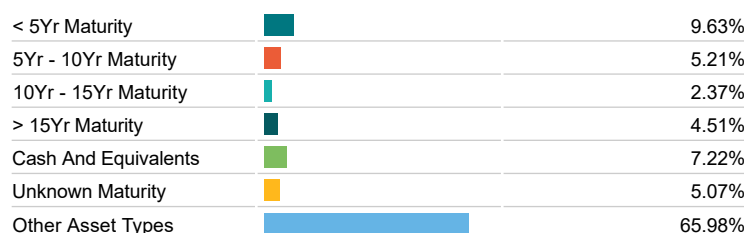
Fixed Interest Currencies



Fixed Interest Quality Profile



Fixed Interest Maturity Profile



Important Information

- Because of changes in exchange rates the value of your investment, as well as any money you take from it, can go down as well as up.
- Prudential is a trading name of The Prudential Assurance Company Limited, which is registered in England and Wales. Registered office at 10 Fenchurch Avenue, London EC3M 5AG. Registered number 15454. Authorised by the Prudential Regulation Authority and regulated by the Financial Conduct Authority and the Prudential Regulation Authority.