

### Benchmark

|                    |                                    |
|--------------------|------------------------------------|
| Benchmark          | IA UK Equity Income Sector Average |
| Benchmark Category | -                                  |
| IA Sector          | UK Equity Income                   |

### Identification Codes

|            |              |
|------------|--------------|
| Sedol Code | B0XWNB4      |
| Mex Code   | AFUEIN       |
| Isin Code  | GB00B0XWNB45 |
| Citi Code  | KZ86         |

### Fund Overview

|                        |            |
|------------------------|------------|
| Mid (09/04/2026)       | 446.71p    |
| Historic yield         | 3.30%      |
| Fund size (30/04/2023) | £162.58m   |
| Number of holdings     | 53         |
| Ongoing Charges        | 0.84%      |
| Launch date            | 07/04/2006 |

### Fund Charges

|                 |       |
|-----------------|-------|
| Entry Charge    | 0.00% |
| Ongoing Charges | 0.84% |

### Fund Background

|                     |                |
|---------------------|----------------|
| Valuation frequency | Daily          |
| Valuation point     | 12:00          |
| Fund type           | OEIC           |
| Launch price        | £10.00         |
| Fund currency       | Pound Sterling |
| Fund domicile       | United Kingdom |
| ISA allowable       | Yes            |
| SIPP allowable      | Yes            |

### Dealing

|                         |         |
|-------------------------|---------|
| Minimum Investment      | £500000 |
| Minimum Top Up          | £10000  |
| Minimum Regular Saving  | -       |
| Settlement Period: Buy  | 3 days  |
| Settlement Period: Sell | 3 days  |
| Pricing Basis           | Forward |
| Dealing Decimals        | 2       |

### Distribution Dates

| Ex dividend date(s) | Income payment date(s) |
|---------------------|------------------------|
| 01 February         | 30 April               |
| 01 August           | 29 October             |

### Aims

To generate income and some capital over the long term (5 years or more) by investing in UK equities (company shares).

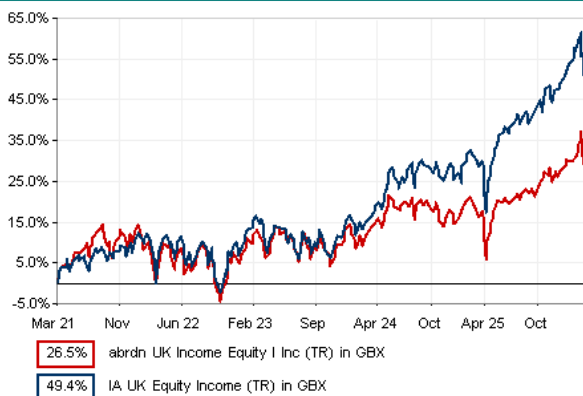
Performance Target: To deliver a yield greater than that of and achieve a return in excess of the FTSE All Share Index over a rolling five year period (before charges). There is no certainty or promise that the Performance Target will be achieved.

Performance Comparator: Investment Association UK Equity Income sector average.

The FTSE All Share Index (the "Index") is a representative index of the UK stock market.

The Investment Association UK Equity Income Sector (the "Sector") is a representative group of investment funds with a focus on UK equities with the aim of delivering a premium yield.

### Performance



### Discrete performance - to last month end

|          | 31/03/21 to 31/03/22 | 31/03/22 to 31/03/23 | 31/03/23 to 31/03/24 | 31/03/24 to 31/03/25 | 31/03/25 to 31/03/26 |
|----------|----------------------|----------------------|----------------------|----------------------|----------------------|
| Fund     | 10.1%                | -0.4%                | 5.5%                 | -0.2%                | 9.6%                 |
| Sector   | 10.8%                | 0.2%                 | 7.6%                 | 7.4%                 | 16.3%                |
| Rank     | 37/63                | 41/64                | 52/64                | 57/64                | 55/65                |
| Quartile | 3                    | 3                    | 4                    | 4                    | 4                    |

### Annualised performance

|          | Annualised          |                     |                      |
|----------|---------------------|---------------------|----------------------|
|          | 3 Years to 31/03/26 | 5 Years to 31/03/26 | 10 Years to 31/03/26 |
| Fund     | 4.9%                | 4.8%                | 5.9%                 |
| Sector   | 10.4%               | 8.4%                | 6.5%                 |
| Rank     | 58/64               | 53/63               | 40/55                |
| Quartile | 4                   | 4                   | 3                    |

### Fund Managers



Name: Charles Luke  
Manager for: 10 years, 3 months

### Ratings

FE Crown



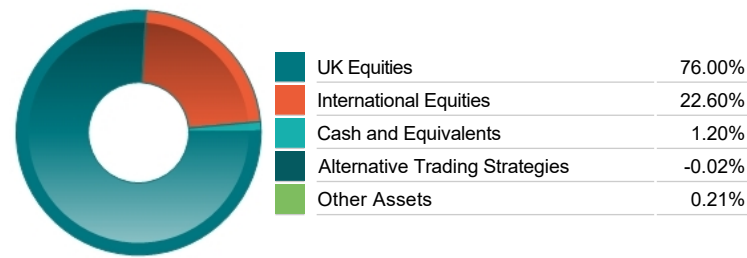
### Group Details

|                   |                                                                          |
|-------------------|--------------------------------------------------------------------------|
| Group name        | abrdn OEIC                                                               |
| Group address     | Aberdeen Standard Fund Managers Limited PO BOX 12233 Chelmsford CM99 2EE |
| Group telephone   | 0800 33 33 53                                                            |
| Dealing telephone | 0800 33 33 53                                                            |
| Email             | investments_marketline@standardlife.com                                  |
| Homepage          | www.aberdeenstandard.com                                                 |
| Fax number        | 0131 525 9720                                                            |

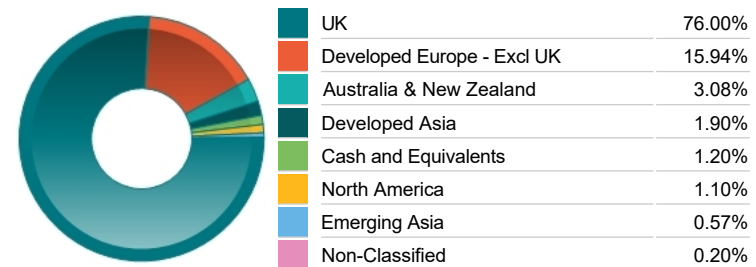
**Top 10 Holdings**

| Name                          | % Weight | Sector                               | Country        |
|-------------------------------|----------|--------------------------------------|----------------|
| 1 ASTRAZENECA                 | 5.68%    | Pharmaceuticals & Biotechnology      | United Kingdom |
| 2 RELX                        | 5.15%    | Media                                | United Kingdom |
| 3 DIAGEO                      | 5.05%    | Beverages                            | United Kingdom |
| 4 UNILEVER                    | 4.85%    | Personal Care, Drug & Grocery Stores | United Kingdom |
| 5 BP                          | 3.58%    | Non-Renewable Energy                 | United Kingdom |
| 6 TOTAL SE                    | 3.33%    | Non-Renewable Energy                 | France         |
| 7 SSE                         | 3.12%    | Electricity                          | United Kingdom |
| 8 BHP GROUP                   | 3.08%    | Industrial Metals & Mining           | Australia      |
| 9 LONDON STOCK EXCHANGE GROUP | 2.86%    | Finance & Credit Services            | United Kingdom |
| 10 COCA-COLA HBC AG           | 2.68%    | Beverages                            | Switzerland    |

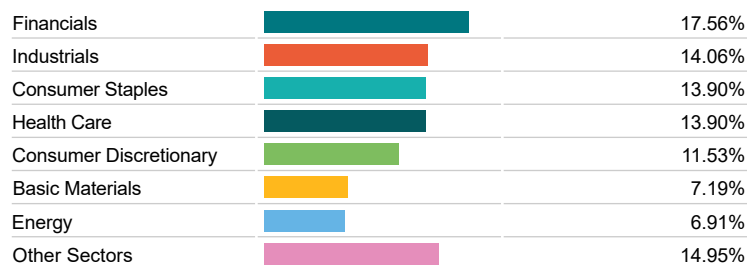
**Asset Allocation**



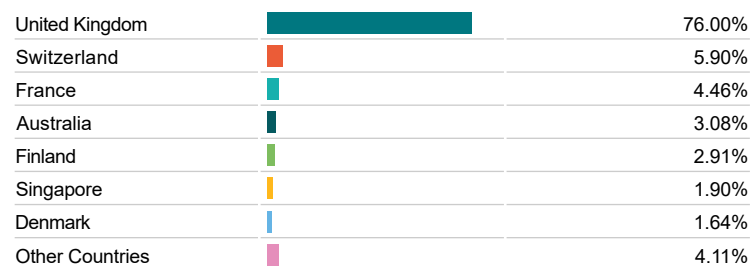
**Regional Allocation**



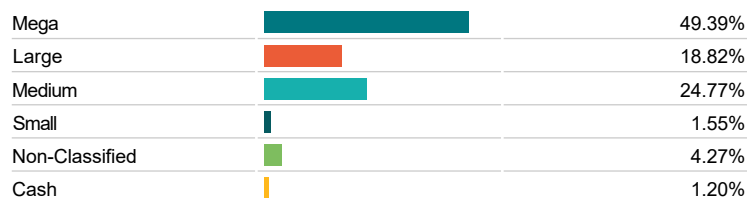
**Equity Sector Breakdown**



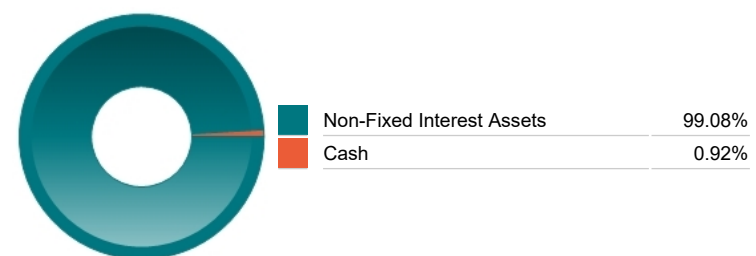
**Top Country Breakdown**



**Breakdown By Market Cap (%)**



**Fixed Interest Currencies**



**Important Information**

- The Industry Classification Benchmark is a product of FTSE International Limited and has been licensed for use.
- "Prudential" is a trading name of The Prudential Assurance Company Limited, which is registered in England and Wales. Registered office at 10 Fenchurch Avenue, London EC3M 5AG. Registered number 15454. Authorised by the Prudential Regulation Authority and regulated by the Financial Conduct Authority and the Prudential Regulation Authority.