

### Benchmark

Benchmark	FTSE All-Share
Benchmark Category	-
IA Sector	UK All Companies

### Identification Codes

Sedol Code	B0CNGN1
Mex Code	LGBTIA
Isin Code	GB00B0CNGN12
Citi Code	LT99

### Fund Overview

Mid (02/04/2026)	544.30p
Historic yield	2.70%
Fund size (28/02/2026)	£7544.65m
Number of holdings	679
Ongoing Charges	0.10%
Launch date	07/10/2005

### Fund Charges

Entry Charge	0.00%
Ongoing Charges	0.10%

### Fund Background

Valuation frequency	Daily
Valuation point	12:00
Fund type	Unit Trust
Launch price	£1.00
Fund currency	Pound Sterling
Fund domicile	United Kingdom
ISA allowable	Yes
SIPP allowable	Yes

### Dealing

Minimum Investment	£1000000
Minimum Top Up	£20000
Minimum Regular Saving	-
Settlement Period: Buy	4 days
Settlement Period: Sell	4 days
Pricing Basis	Forward
Dealing Decimals	3

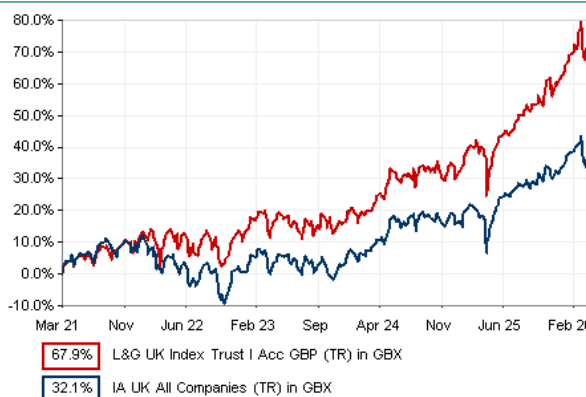
### Distribution Dates

Ex dividend date(s)	Income payment date(s)
06 April	06 June
06 October	06 December

### Aims

The objective of this fund is to provide growth by tracking the performance of the FTSE All-Share Index. The fund will invest almost entirely in company shares. The fund's investments will closely match those that make up the Index. The Index consists of a broad spread of UK company shares. The fund may use derivatives to reduce risk or cost, or to generate additional capital or income with no, or an acceptably low, level of risk.

### Performance



### Discrete performance - to last month end

	31/03/21 to 31/03/22	31/03/22 to 31/03/23	31/03/23 to 31/03/24	31/03/24 to 31/03/25	31/03/25 to 31/03/26
Fund	12.9%	2.3%	8.2%	10.0%	22.1%
Sector	5.4%	-1.9%	7.6%	5.1%	12.9%
Rank	43/195	68/200	87/202	44/203	37/208
Quartile	1	2	2	1	1

### Annualised performance

	3 Years to 31/03/26	5 Years to 31/03/26	10 Years to 31/03/26
Fund	13.3%	10.9%	8.6%
Sector	8.5%	5.7%	6.3%
Rank	38/201	38/194	38/173
Quartile	1	1	1

### Fund Managers



Name: LGIM Index Fund Management Team  
 Manager for: 12 years, 6 months

### Group Details

Group name	Legal & General Unit Trust Managers Limited
Group address	Legal & General One Coleman Street London EC2R 5AA
Group telephone	0370 050 0955
Dealing telephone	-
Email	investments@landg.com
Homepage	www.lgim.com
Fax number	-

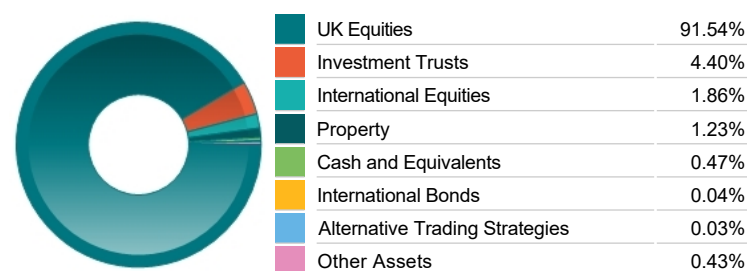
### Important Information

- Source of portfolio data: Broadridge. Source of performance data: FE fundinfo. We can't predict the future. Past performance isn't a guide to future performance. The figures shown are intended only to demonstrate performance history of the fund, after allowing for the impact of ongoing charges, but take no account of product charges. Ongoing charges may vary in the future and may be higher than they are now. Fund performance is based upon the movement of the daily price and is shown as total return in GBP with income reinvested. The value of your client's investment can go down as well as up and the amount your client gets back may be less than they put in.
- This factsheet is for investment professionals and is for information purposes only. Should you wish to present any of this content to your client, please refer to similar pages on pru.co.uk. You should refer to your client's policy documentation and supporting brochures for fund availability, investment strategy, any product information and charges. Every care has been taken in populating this output, however it must be appreciated that neither Broadridge, Prudential nor their sources guarantee the accuracy, adequacy or completeness of this information or make any warranties regarding results from its usage.

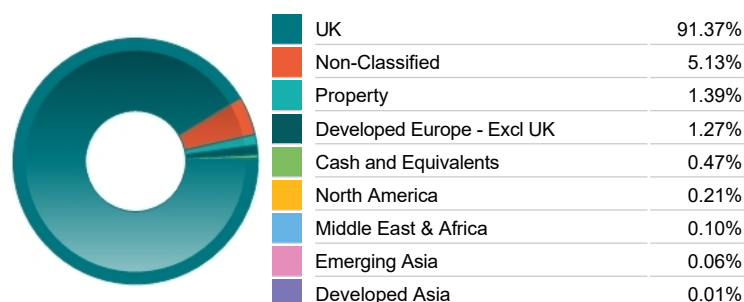
**Top 10 Holdings**

Name	% Weight	Sector	Country
1 HSBC HOLDINGS	8.01%	Banks	United Kingdom
2 ASTRAZENECA	7.63%	Pharmaceuticals & Biotechnology	United Kingdom
3 SHELL	4.09%	Non-Renewable Energy	United Kingdom
4 UNILEVER	3.85%	Personal Care, Drug & Grocery Stores	United Kingdom
5 ROLLS-ROYCE HOLDINGS	3.85%	Aerospace & Defence	United Kingdom
6 BRITISH AMERICAN TOBACCO P.L.C.	3.25%	Tobacco	United Kingdom
7 GSK	2.89%	Pharmaceuticals & Biotechnology	United Kingdom
8 RIO TINTO	2.55%	Industrial Metals & Mining	United Kingdom
9 BP P.L.C.	2.50%	Non-Renewable Energy	United Kingdom
10 NATIONAL GRID	2.30%	Gas, Water & Multi-utilities	United Kingdom

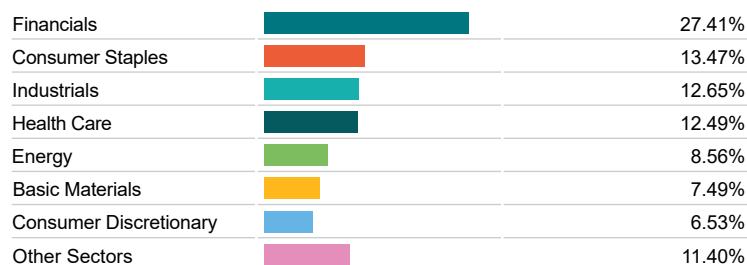
**Asset Allocation**



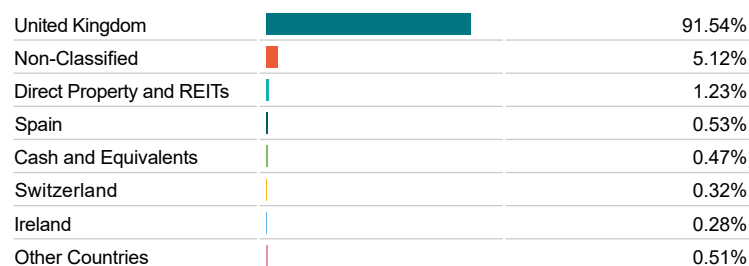
**Regional Allocation**



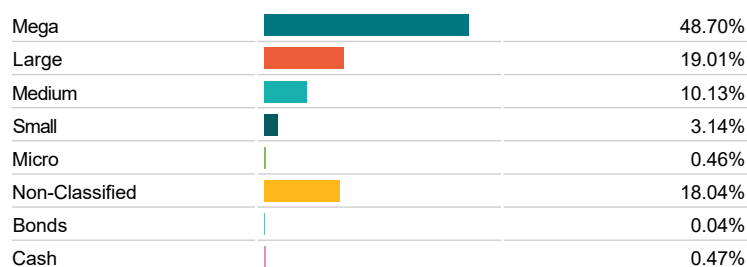
**Equity Sector Breakdown**



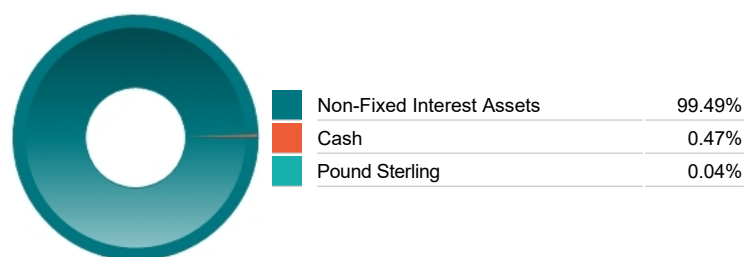
**Top Country Breakdown**



**Breakdown By Market Cap (%)**



**Fixed Interest Currencies**



**Important Information**

- The Industry Classification Benchmark is a product of FTSE International Limited and has been licensed for use.
- "Prudential" is a trading name of The Prudential Assurance Company Limited, which is registered in England and Wales. Registered office at 10 Fenchurch Avenue, London EC3M 5AG. Registered number 15454. Authorised by the Prudential Regulation Authority and regulated by the Financial Conduct Authority and the Prudential Regulation Authority.

## Commentary

The UK equity market posted a sharp year-end rally, with the FTSE All Share Index returning to levels that were last recorded prior to the collapse of Lehman Brothers in Autumn 2008, advancing by 7.1% in December. The rally was driven largely by international factors, specifically heightened expectations of global economic recovery, with investors less worried about European contagion risk and US recession risk. Despite concerns that the manufacturing recovery would be lacklustre and short-lived, the reality has been very different. December's batch of official data (the strongest monthly growth rate since May in the US), as well as a variety of survey-based indicators, such as NY Empire State, Philly Fed and the European Purchasing Managers Index, point to continued momentum in manufacturing activity. Encouragingly, euro-zone data has continued to be demonstrably resilient. In contrast, UK economic data was more disappointing. Third-quarter GDP was revised lower, while the public sector is set to shed 400,000 jobs over the next five years and not surprisingly this has jolted consumer confidence. At the sector level, Industrial Metals, Autos & Parts and Chemicals led the way. Only the Leisure Goods sector was negative, while the other sectors that showed low growth included Pharmaceuticals & Biotechnology and Health Care. Significantly, the top-performing blue chip stocks were all mining companies (Vedanta Resources, Antofagasta and Eurasian Natural Resources) as commodity markets ended the year on a firm note.

## Important Information

- "Prudential" is a trading name of The Prudential Assurance Company Limited, which is registered in England and Wales. Registered office at 10 Fenchurch Avenue, London EC3M 5AG. Registered number 15454. Authorised by the Prudential Regulation Authority and regulated by the Financial Conduct Authority and the Prudential Regulation Authority.