

Benchmark

Benchmark	Not benchmarked
ABI Sector	Unclassified

Identification Codes

Sedol Code	BP0PLQ2
Mex Code	PRAAYY
Isin Code	GB00BP0PLQ29
Citi Code	VS9A

Fund Overview

Bid (02/04/2026)	121.60
Offer	n/a
Fund size	-
Launch date	30/05/2022

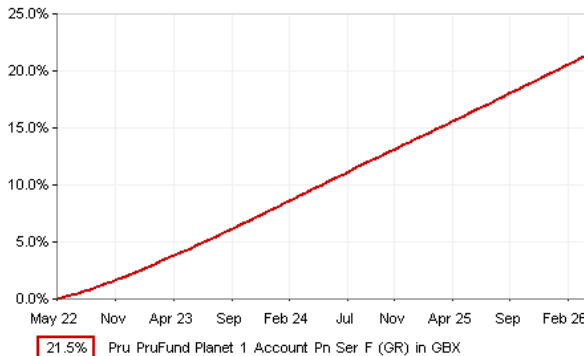
Fund Charges

Annual Management Charge (AMC)	0.80%
Further Costs	0.23%
Yearly Total	1.03%

Aims

The fund aims to produce growth over the medium to long-term (5 to 10 years or more) while smoothing some of the ups and downs of short-term investment performance. The fund spreads investment risk by investing in a range of different asset types, which currently includes UK and international equities, property, fixed interest securities, index-linked securities and other specialist investments. The fund is actively managed and aims to limit the fluctuations ('volatility') the fund experiences to 9% per annum (before smoothing). There is no guarantee the fund will achieve its objective of managing the volatility below this limit. In addition to generating financial returns most of the underlying funds apply at least one of the three ESG investing approaches: 1. Mitigating Environmental, Social and Governance risks and minimising negative outcomes 2. Pursuing Environmental, Social and Governance opportunities 3. Focussing on addressing environmental and social issues.

Performance



Discrete performance - to last month end

	31/03/21 to 31/03/22	31/03/22 to 31/03/23	31/03/23 to 31/03/24	31/03/24 to 31/03/25	31/03/25 to 31/03/26
Fund	n/a	n/a	5.6%	5.4%	5.2%

Annualised performance

	Annualised		
	3 Years to 31/03/26	5 Years to 31/03/26	10 Years to 31/03/26
Fund	5.4%	n/a	n/a

Fund Managers



Name: Life Investment Office
 Manager for: 4 years, 8 months

Ratings

























FE Crown



Important Information

- Because of changes in exchange rates the value of your investment, as well as any money you take from it, can go down as well as up.
- We can't predict the future. Past Performance isn't a guide to future performance. For the range of PruFund funds, what you receive will depend on the value of the underlying investments, the smoothing process, our charges, and when you take your money out.
- Source of portfolio data: Broadridge. Source of performance data: FE fundinfo. We can't predict the future. Past performance isn't a guide to future performance. The figures shown are intended only to demonstrate performance history of the fund, after allowing for the impact of fund charges and further costs, but take no account of product charges. Charges and further costs may vary in the future and may be higher than they are now. Fund performance is based upon the movement of the daily price and is shown as total return in GBP with gross income reinvested. The value of your client's investment can go down as well as up and the amount your client gets back may be less than they put in.
- This factsheet is for investment professionals and is for information purposes only. Should you wish to present any of this content to your client, please refer to similar pages on pru.co.uk. You should refer to your client's policy documentation and supporting brochures for fund availability, investment strategy, any product information and charges. Every care has been taken in populating this output, however it must be appreciated that neither Broadridge, Prudential nor their sources guarantee the accuracy, adequacy or completeness of this information or make any warranties regarding results from its usage.

Asset Allocation

Name		% Weight
UK Investment Grade		17.10%
Asia Fixed Interest		12.70%
US Investment Grade		8.30%
UK Real Estate		6.00%
Emerging Market Debt		6.00%
Europe Investment Grade		5.70%
Cash & Equivalents		4.60%
Private Equity		4.30%
UK Equities		3.80%
Private High Yield		3.80%
North American Equities		3.50%
Infrastructure		3.50%
Lower Risk Private Credit		3.40%
Asia ex. Japan Equities		3.10%
Tactical Investment Opportunities		3.00%
Global High Yield		2.40%
US Treasury		2.20%
Global Emerging Markets Equities		1.30%
Asia Real Estate		1.20%
European Equities		0.90%
Japanese Equities		0.90%
Europe ex UK Real Estate		0.90%
North America Real Estate		0.80%
US High Yield		0.60%

Important Information

- Because of changes in exchange rates the value of your investment, as well as any money you take from it, can go down as well as up. We can't predict the future. Past Performance isn't a guide to future performance. For the range of PruFund funds, what you receive will depend on the value of the underlying investments, the smoothing process, our charges, and when you take your money out.
- Prudential' is a trading name of The Prudential Assurance Company Limited, which is registered in England and Wales. Registered office at 10 Fenchurch Avenue, London EC3M 5AG. Registered number 15454. Authorised by the Prudential Regulation Authority and regulated by the Financial Conduct Authority and the Prudential Regulation Authority.