

**Benchmark**

Benchmark	Deutsche Numis Smaller Companies Index (excluding Investment Companies)
Benchmark Category	Target
IA Sector	UK Smaller Companies

**Identification Codes**

Sedol Code	B75DFL8
Mex Code	-
Isin Code	GB00B75DFL82
Citi Code	OZFS

**Fund Overview**

Mid (02/04/2026)	2395.71p
Historic yield	2.18%
Fund size (28/02/2026)	£154.06m
Number of holdings	72
Ongoing Charges	0.85%
Launch date	27/09/1967

**Fund Charges**

Entry Charge	0.00%
Ongoing Charges	0.85%

**Fund Background**

Valuation frequency	Daily
Valuation point	12:00
Fund type	OEIC
Launch price	£2.50
Fund currency	Pound Sterling
Fund domicile	United Kingdom
ISA allowable	Yes
SIPP allowable	Yes

**Dealing**

Minimum Investment	-
Minimum Top Up	-
Minimum Regular Saving	-
Settlement Period: Buy	3 days
Settlement Period: Sell	3 days
Pricing Basis	Forward
Dealing Decimals	3

**Aims**

The Fund aims to deliver a higher total return (the combination of capital growth and income) than the Numis Smaller Companies (ex Investment Trust) Index, net of the Ongoing Charge Figure, over any five year period.

**Performance**




**Discrete performance - to last month end**

	31/03/21 to 31/03/22	31/03/22 to 31/03/23	31/03/23 to 31/03/24	31/03/24 to 31/03/25	31/03/25 to 31/03/26
Fund	-2.2%	-15.1%	7.2%	-5.2%	4.1%
Sector	-1.7%	-16.6%	5.0%	-2.5%	4.7%
Rank	25/43	20/43	14/43	31/43	23/44
Quartile	3	2	2	3	3

**Annualised performance**

	Annualised		
	3 Years to 31/03/26	5 Years to 31/03/26	10 Years to 31/03/26
Fund	1.9%	-2.6%	3.4%
Sector	2.3%	-2.6%	4.7%
Rank	22/43	19/43	30/37
Quartile	2	2	4

**Fund Managers**



Name:	James Taylor	Garfield Kiff	Hilary Aldridge
Manager for:	4 years, 9 months	10 years, 10 months	4 years, 9 months

**Ratings**

FE Crown



**Group Details**

Group name	M&G Investments
Group address	10 Fenchurch Avenue London EC3M 5AG United Kingdom
Group telephone	0800 390 390
Dealing telephone	0800 328 3196
Email	info@mandg.co.uk
Homepage	www.mandg.co.uk
Fax number	-

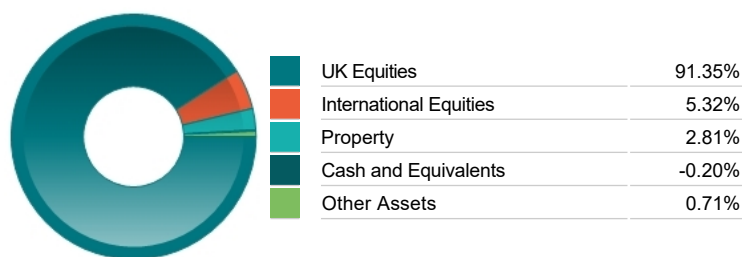
**Important Information**

- Source of portfolio data: Broadridge. Source of performance data: FE fundinfo. We can't predict the future. Past performance isn't a guide to future performance. The figures shown are intended only to demonstrate performance history of the fund, after allowing for the impact of ongoing charges, but take no account of product charges. Ongoing charges may vary in the future and may be higher than they are now. Fund performance is based upon the movement of the daily price and is shown as total return in GBP with income reinvested. The value of your client's investment can go down as well as up and the amount your client gets back may be less than they put in.
- This factsheet is for investment professionals and is for information purposes only. Should you wish to present any of this content to your client, please refer to similar pages on pru.co.uk. You should refer to your client's policy documentation and supporting brochures for fund availability, investment strategy, any product information and charges. Every care has been taken in populating this output, however it must be appreciated that neither Broadridge, Prudential nor their sources guarantee the accuracy, adequacy or completeness of this information or make any warranties regarding results from its usage.

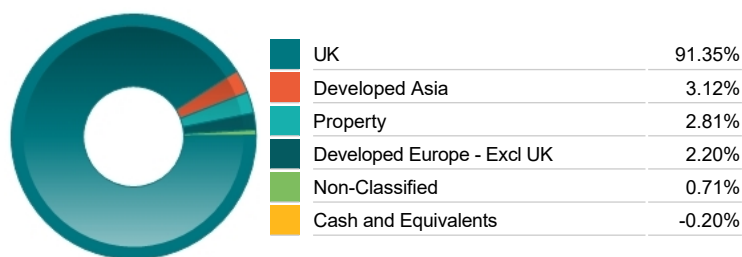
**Top 10 Holdings**

Name	% Weight	Sector	Country
1 HILL & SMITH	4.15%	Industrial Metals & Mining	United Kingdom
2 SAFESTORE HOLDINGS	3.13%	Real Estate Investment Trusts	United Kingdom
3 XP POWER LIMITED	3.12%	Electronic & Electrical Equipment	Singapore
4 PREMIER FOODS	3.04%	Food Producers	United Kingdom
5 MITIE GROUP	2.85%	Industrial Support Services	United Kingdom
6 EVERPLAY GROUP	2.71%	Leisure Goods	United Kingdom
7 CURRYS	2.66%	Retailers	United Kingdom
8 SIRIUS REAL ESTATE LTD	2.05%	Real Estate Investment Trusts	Direct Property and REITs
9 GB GROUP	2.04%	Software & Computer Services	United Kingdom
10 GENUS	1.98%	Pharmaceuticals & Biotechnology	United Kingdom

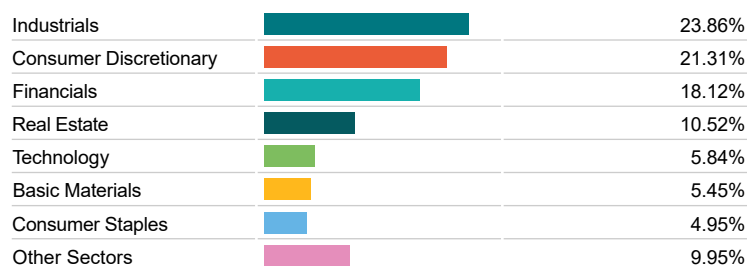
**Asset Allocation**



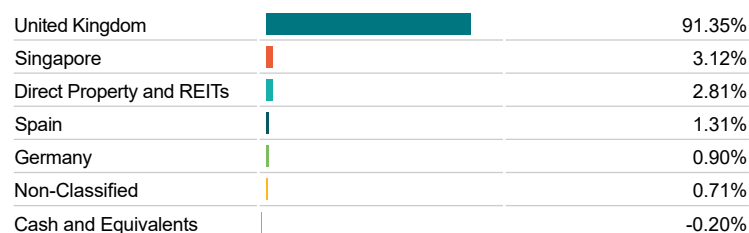
**Regional Allocation**



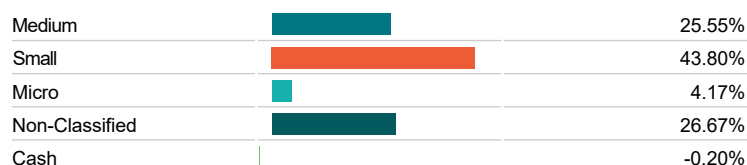
**Equity Sector Breakdown**



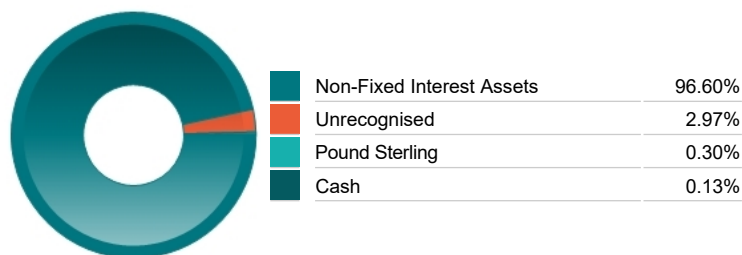
**Top Country Breakdown**



**Breakdown By Market Cap (%)**



**Fixed Interest Currencies**



**Important Information**

- The Industry Classification Benchmark is a product of FTSE International Limited and has been licensed for use.
- "Prudential" is a trading name of The Prudential Assurance Company Limited, which is registered in England and Wales. Registered office at 10 Fenchurch Avenue, London EC3M 5AG. Registered number 15454. Authorised by the Prudential Regulation Authority and regulated by the Financial Conduct Authority and the Prudential Regulation Authority.