

Benchmark

Benchmark	ICE BofA Global High Yield Index (GBP Hedged)
ABI Sector	Sterling High Yield

Identification Codes

Sedol Code	3193800
Mex Code	PRHYCP
Isin Code	GB0031938003
Citi Code	MW29

Fund Overview

Bid (02/04/2026)	338.90
Offer (02/04/2026)	338.90
Fund size (28/02/2026)	£2.52m
Underlying Fund size	£564.96m
Number of holdings	380
Launch date	02/09/2002

Fund Charges

Annual Management Charge (AMC)	0.975%
Further Costs	0.000%
Yearly Total	0.975%

Aims

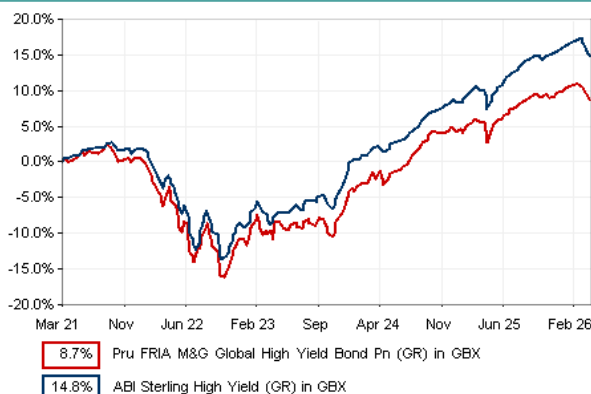
Objective: The investment strategy of the fund is to purchase units in the M&G Global High Yield Bond Fund - the underlying fund.

Underlying Fund Objective: The fund aims to provide a higher total return (the combination of capital growth and income), net of the Ongoing Charge Figure, than that of the ICE BofAML Global High Yield Index (GBP Hedged) over any five-year period. At least 80% of the fund is invested, directly or indirectly through derivatives, in below investment grade corporate debt securities, These securities can be issued by companies from anywhere in the world, including Emerging Markets.

Other investments may include: - Asset-Backed Securities, and - other transferable securities, government bonds, cash, and near cash, directly or via collective investment schemes (including funds managed by M&G).

There are no credit quality restrictions applicable to the fund's investments. The fund aims to hedge any non-sterling assets back to sterling. Derivatives may be used for investment purposes, efficient portfolio management and hedging.

Performance



Discrete performance - to last month end

	31/03/21 to 31/03/22	31/03/22 to 31/03/23	31/03/23 to 31/03/24	31/03/24 to 31/03/25	31/03/25 to 31/03/26
Fund	-4.1%	-6.2%	9.0%	7.6%	3.0%
Sector	-2.0%	-6.2%	11.1%	7.5%	4.5%
Rank	30/34	20/34	29/34	20/34	33/34
Quartile	4	3	4	3	4

Annualised performance

	Annualised		
	3 Years to 31/03/26	5 Years to 31/03/26	10 Years to 31/03/26
Fund	6.5%	1.7%	3.3%
Sector	7.7%	2.8%	4.1%
Rank	30/34	30/34	30/33
Quartile	4	4	4

Fund Managers



Name: Lu Yu Luke Coha Stefan Isaacs
 Manager of the underlying fund for: 0 years, 5 months 2 years, 2 months 15 years, 6 months

Ratings

FE Crown



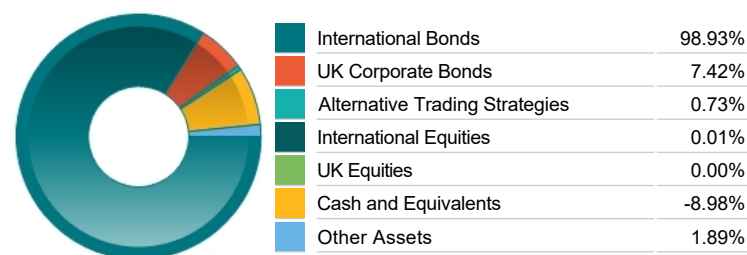
Important Information

- Because of changes in exchange rates the value of your investment, as well as any money you take from it, can go down as well as up.
- Some funds may invest in 'underlying' funds or other investment vehicles. The performance of our fund, compared to what it's invested in won't be exactly the same. That can be due to additional charges, cash management (needed to help people to enter and leave our fund when they want), tax and the timing of investments (this is known as a fund's dealing cycle, it varies between managers and can be several days).
- Source of portfolio data: Broadridge. Source of performance data: FE fundinfo. We can't predict the future. Past performance isn't a guide to future performance. The figures shown are intended only to demonstrate performance history of the fund, after allowing for the impact of fund charges and further costs, but take no account of product charges, or any Annual Management Charge paid for by the deduction of units. Charges and further costs may vary in the future and may be higher than they are now. Fund performance is based upon the movement of the daily price and is shown as total return in GBP with gross income reinvested. The value of your client's investment can go down as well as up and the amount your client gets back may be less than they put in.
- This factsheet is for investment professionals and is for information purposes only. Should you wish to present any of this content to your client, please refer to similar pages on pru.co.uk. You should refer to your client's policy documentation and supporting brochures for fund availability, investment strategy, any product information and charges. Every care has been taken in populating this output, however it must be appreciated that neither Broadridge, Prudential nor their sources guarantee the accuracy, adequacy or completeness of this information or make any warranties regarding results from its usage.

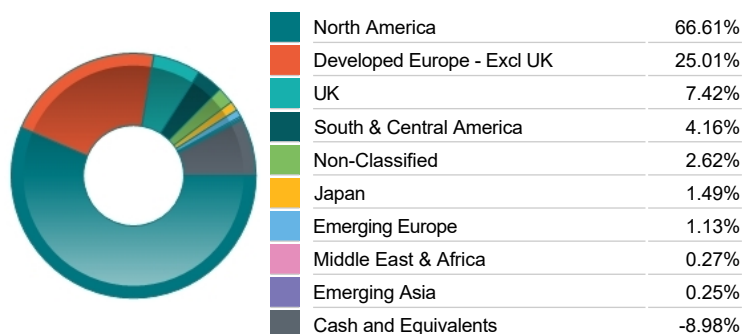
Top 10 Holdings

Name	% Weight	Sector	Country
1 M&G (LUX) FCP Sterling Liquidity Fund Z6A Acc	1.79%	Managed Funds	Non-Classified
2 SOCIETE GENERALE SA 7.125% 31/12/2079	0.99%	Bonds	France
3 PETROLEOS MEXICANOS 6.625% 15/06/2035	0.82%	Bonds	United States
4 MAGNERA CORP 4.75% 15/11/2029	0.81%	Bonds	United States
5 DARLING INGREDIENTS INC 6% 15/06/2030	0.78%	Bonds	United States
6 ORANGE SA 31/12/2079	0.78%	Bonds	France
7 PETROLEOS MEXICANOS 6.7% 16/02/2032	0.77%	Bonds	Mexico
8 MOHEGAN TRIBAL GAMING AUTHORITY/MS 8.25% 15/04/2030	0.76%	Bonds	United States
9 CONTINENTAL RESOURCES INC 5.75% 15/01/2031	0.72%	Bonds	United States
10 TREASURY NOTE 3.25% 30/06/2027	0.70%	Bonds	United States

Asset Allocation



Regional Allocation



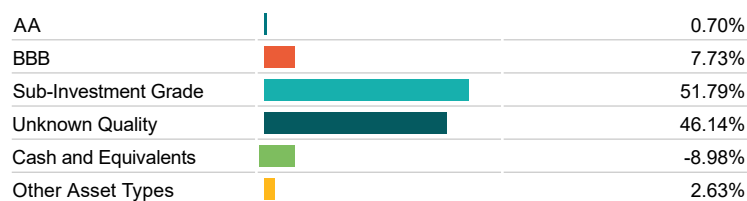
Bond Sector Breakdown



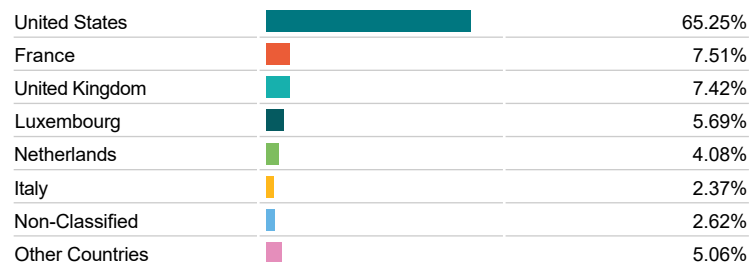
Breakdown By Market Cap (%)



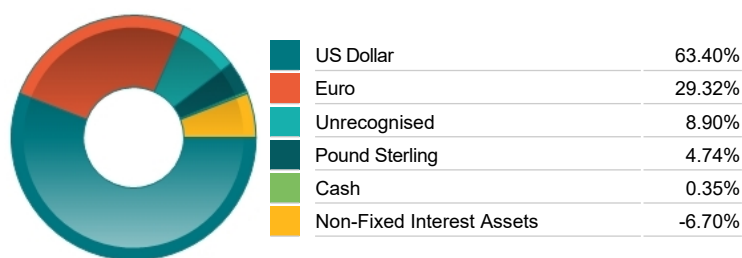
Fixed Interest Quality Profile



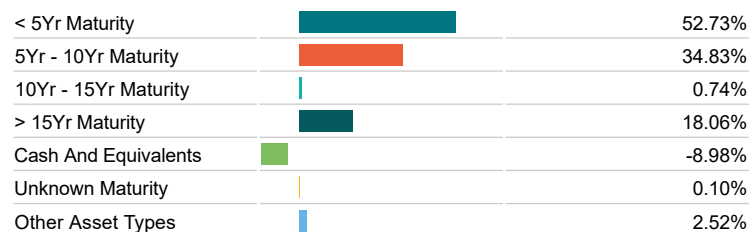
Top Country Breakdown



Fixed Interest Currencies



Fixed Interest Maturity Profile



Important Information

- Because of changes in exchange rates the value of your investment, as well as any money you take from it, can go down as well as up.
- The Industry Classification Benchmark is a product of FTSE International Limited and has been licensed for use.
- 'Prudential' is a trading name of The Prudential Assurance Company Limited, which is registered in England and Wales. Registered office at 10 Fenchurch Avenue, London EC3M 5AG. Registered number 15454. Authorised by the Prudential Regulation Authority and regulated by the Financial Conduct Authority and the Prudential Regulation Authority. Prudential Retirement Income Limited is registered in Scotland. Registered office at Craigforth, Stirling FK9 4UE. Registered number SCO47842. Authorised by the Prudential Regulation Authority and regulated by the Financial Conduct Authority and the Prudential Regulation Authority.