

### Benchmark

Benchmark	MSCI ACWI Index and FTSE Global Core Infrastructure 50/50 Index
Benchmark Category	Comparator
IA Sector	Global

### Identification Codes

Sedol Code	BG03Y31
Mex Code	-
Isin Code	GB00BG03Y314
Citi Code	Q4R3

### Fund Overview

Mid (02/04/2026)	170.61
Historic yield	2.56%
Fund size (28/02/2026)	£373.60m
Number of holdings	47
Ongoing Charges	0.60%
Launch date	05/10/2017

### Fund Charges

Entry Charge	0.00%
Ongoing Charges	0.60%

### Fund Background

Valuation frequency	Daily
Valuation point	12:00
Fund type	OEIC
Launch price	£1.00
Fund currency	Pound Sterling
Fund domicile	United Kingdom
ISA allowable	Yes
SIPP allowable	Yes

### Dealing

Minimum Investment	-
Minimum Top Up	-
Minimum Regular Saving	-
Settlement Period: Buy	-
Settlement Period: Sell	-
Pricing Basis	None
Dealing Decimals	-

### Aims

The Fund aims to: • Deliver a higher total return (the combination of income and growth of capital), net of the Ongoing Charges Figure, than that of the MSCI ACWI Index over any five-year period and; • Deliver an income stream that increases every year in Sterling terms.

### Performance




### Discrete performance - to last month end

	31/03/21 to 31/03/22	31/03/22 to 31/03/23	31/03/23 to 31/03/24	31/03/24 to 31/03/25	31/03/25 to 31/03/26
Fund	19.3%	-2.9%	0.0%	3.2%	17.6%
Sector	16.4%	-3.9%	-2.8%	7.3%	17.5%
Rank	8/28	8/30	13/34	29/36	19/37
Quartile	2	1	2	4	2

### Annualised performance

	Annualised		
	3 Years to 31/03/26	5 Years to 31/03/26	10 Years to 31/03/26
Fund	6.7%	7.1%	n/a
Sector	7.0%	6.5%	7.4%
Rank	23/34	16/28	n/a
Quartile	3	3	n/a

### Fund Managers



Name: Alex Araujo    Nicholas Cunningham    Son Tung Nguyen  
 Manager for: 8 years, 6 months    2 years, 8 months    1 years

### Ratings

FE Crown



### Group Details

Group name	M&G Investments
Group address	10 Fenchurch Avenue London EC3M 5AG United Kingdom
Group telephone	0800 390 390
Dealing telephone	0800 328 3196
Email	info@mandg.co.uk
Homepage	www.mandg.co.uk
Fax number	-

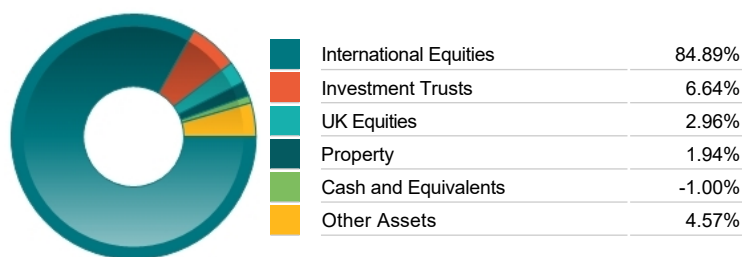
### Important Information

- Source of portfolio data: Broadridge. Source of performance data: FE fundinfo. We can't predict the future. Past performance isn't a guide to future performance. The figures shown are intended only to demonstrate performance history of the fund, after allowing for the impact of ongoing charges, but take no account of product charges. Ongoing charges may vary in the future and may be higher than they are now. Fund performance is based upon the movement of the daily price and is shown as total return in GBP with income reinvested. The value of your client's investment can go down as well as up and the amount your client gets back may be less than they put in.
- This factsheet is for investment professionals and is for information purposes only. Should you wish to present any of this content to your client, please refer to similar pages on pru.co.uk. You should refer to your client's policy documentation and supporting brochures for fund availability, investment strategy, any product information and charges. Every care has been taken in populating this output, however it must be appreciated that neither Broadridge, Prudential nor their sources guarantee the accuracy, adequacy or completeness of this information or make any warranties regarding results from its usage.

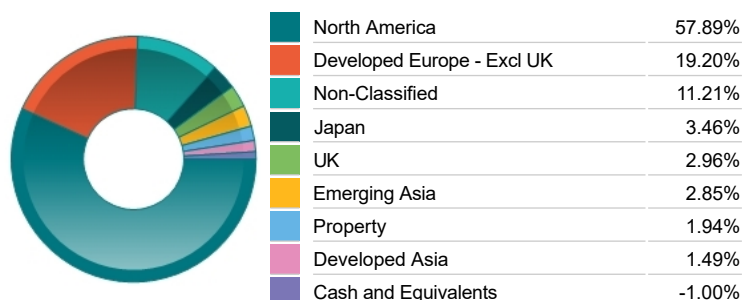
Top 10 Holdings

Name	% Weight	Sector	Country
1 PRAIRIESKY ROYALTY	4.06%	Non-Renewable Energy	Canada
2 GIBSON ENERGY	4.04%	Non-Renewable Energy	Canada
3 EQUINIX	4.01%	Real Estate Investment Trusts	United States
4 American Tower Corporation American Tower Corp Ord USD0.01	3.99%	Real Estate Investment Trusts	United States
5 FRANCO NEVADA CORP	3.76%	Precious Metals & Mining	Canada
6 HICL INFRASTRUCTURE	3.32%	Equity Investment Instruments	Non-Classified
7 International Public Partnership International Public Partnership Ord GBP0.0001	3.32%	Equity Investment Instruments	Non-Classified
8 INFRASTRUTTURE WIRELESS ITALIANE S.P.A.	3.01%	Telecommunications Service Providers	Italy
9 NATIONAL GRID	2.96%	Gas, Water & Multi-utilities	United Kingdom
10 NEXTERA ENERGY	2.95%	Electricity	United States

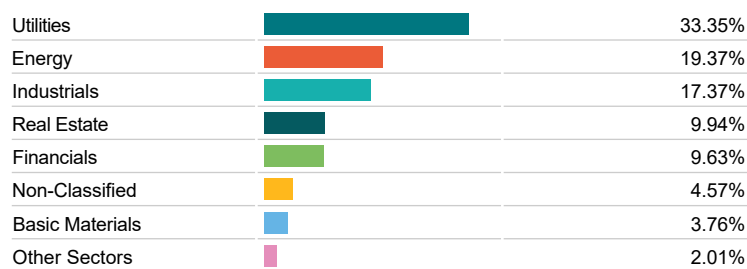
Asset Allocation



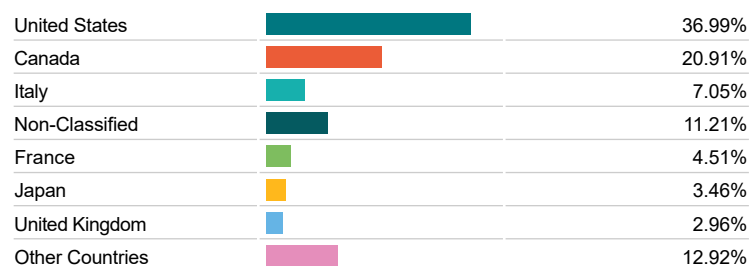
Regional Allocation



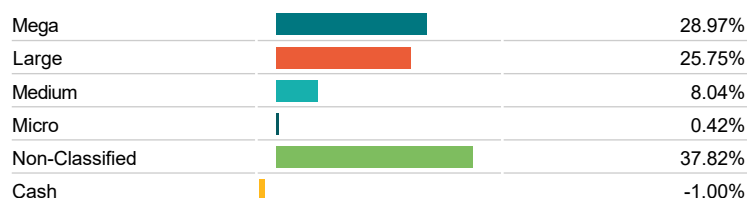
Equity Sector Breakdown



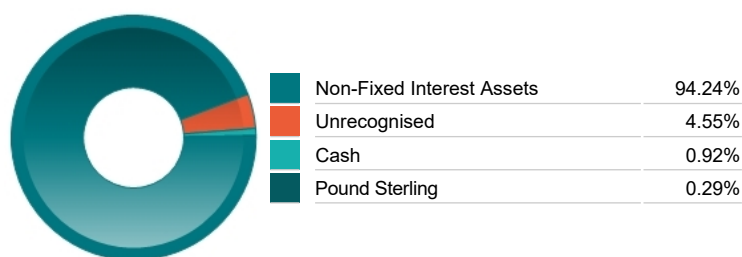
Top Country Breakdown



Breakdown By Market Cap (%)



Fixed Interest Currencies



Important Information

- The Industry Classification Benchmark is a product of FTSE International Limited and has been licensed for use.
- "Prudential" is a trading name of The Prudential Assurance Company Limited, which is registered in England and Wales. Registered office at 10 Fenchurch Avenue, London EC3M 5AG. Registered number 15454. Authorised by the Prudential Regulation Authority and regulated by the Financial Conduct Authority and the Prudential Regulation Authority.