

Benchmark

Benchmark -

Identification Codes

Sedol Code BS82C74
 Mex Code -
 Isin Code IE000YLWOBH3
 Citi Code AY6NW

Fund Overview

Mid (10/04/2026) £11.97
 Historic yield -
 Fund size (31/08/2024) £13.71m
 Number of holdings 331
 Ongoing Charges 0.65%
 Launch date -

Fund Charges

Entry Charge 0.00%
 Ongoing Charges 0.65%

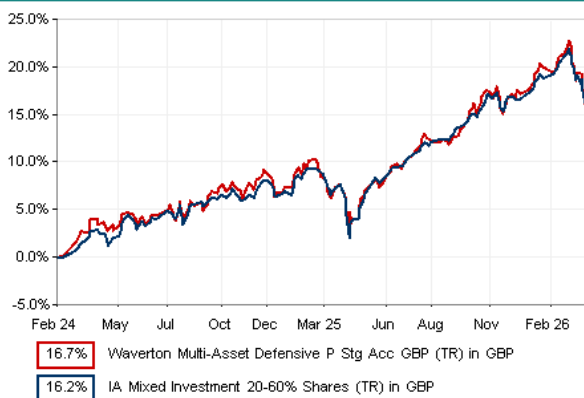
Fund Background

Valuation frequency -
 Valuation point -
 Fund type Not Applicable
 Launch price -
 Fund currency Pound Sterling
 Fund domicile -
 ISA allowable -
 SIPP allowable -

Dealing

Minimum Investment -
 Minimum Top Up -
 Minimum Regular Saving -
 Settlement Period: Buy 3 days
 Settlement Period: Sell 3 days
 Pricing Basis Forward
 Dealing Decimals -

Performance



Discrete performance - to last month end

	31/03/21 to 31/03/22	31/03/22 to 31/03/23	31/03/23 to 31/03/24	31/03/24 to 31/03/25	31/03/25 to 31/03/26
Fund	n/a	n/a	n/a	2.6%	9.4%
Sector	2.7%	-4.8%	7.7%	3.7%	8.9%
Rank	n/a	n/a	n/a	166/189	94/196
Quartile	n/a	n/a	n/a	4	2

Annualised performance

	Annualised		
	3 Years to 31/03/26	5 Years to 31/03/26	10 Years to 31/03/26
Fund	n/a	n/a	n/a
Sector	6.7%	3.5%	4.5%
Rank	n/a	n/a	n/a
Quartile	n/a	n/a	n/a

Fund Managers



Name: James Mee Matthew Parkinson
 Manager for: 2 years, 4 months 2 years, 4 months

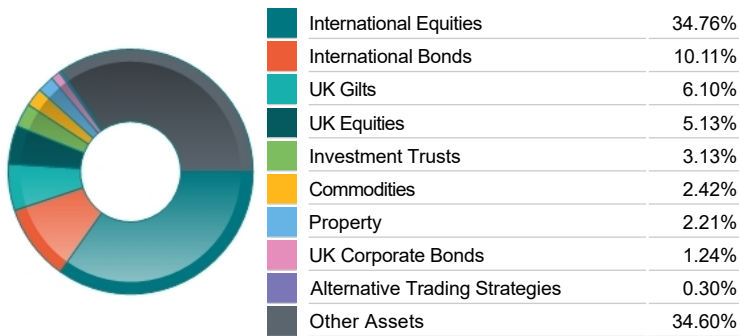
Group Details

Group name Waverton Investment Funds plc
 Group address Waverton Investment Management Ltd 16 Babmaes Street London SW1Y 6AH
 Group telephone 020 7484 7484
 Dealing telephone -
 Email platformsandvendors@waverton.co.uk
 Homepage www.waverton.co.uk
 Fax number -

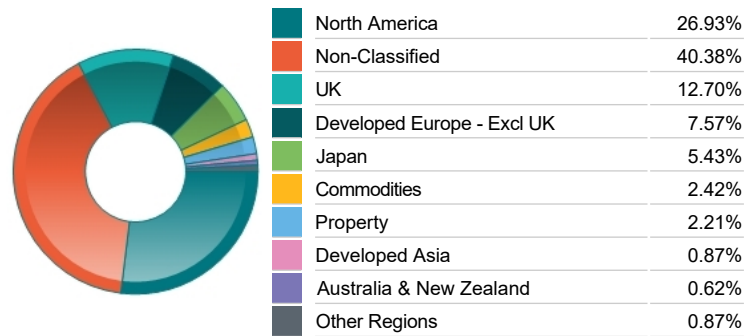
Top 10 Holdings

Name	% Weight	Sector	Country
1 BNP PARIBAS 0% 26.9.25 RC/BSKT	5.82%	Non-Classified	Non-Classified
2 1% Treasury 2039	4.43%	Bonds	United Kingdom
3 USA 1.125% 23-15.01.33/INFL	3.95%	Bonds	United States
4 3i Infrastructure Plc 3i Infrastructure plc Ord NPV	1.58%	Non-Classified	Non-Classified
5 SG ISSUER 0% 21-01.01.50 MTN	1.43%	Non-Classified	Non-Classified
6 SG ISSUER 0%11.02.41 SGI INDEX	1.38%	Non-Classified	Non-Classified
7 HITACHI	1.35%	General Industrials	Japan
8 CITIGR MARK CW 04.01.28	1.33%	Non-Classified	Non-Classified
9 INDUSTRIA DE DISENO TEXTIL SA	1.29%	Retailers	Spain
10 AMAZON.COM	1.16%	Retailers	United States

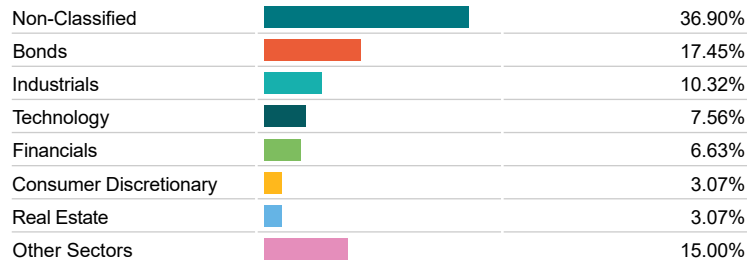
Asset Allocation



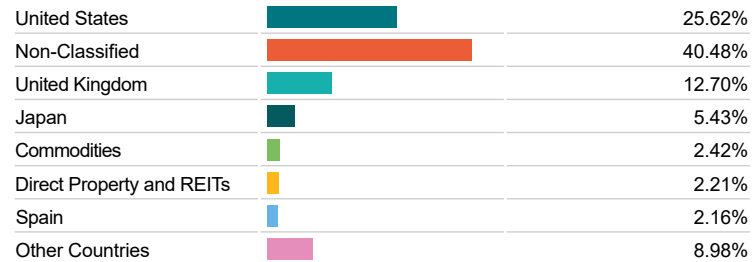
Regional Allocation



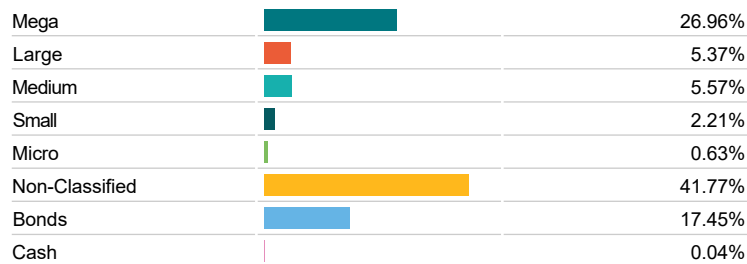
Equity Sector Breakdown



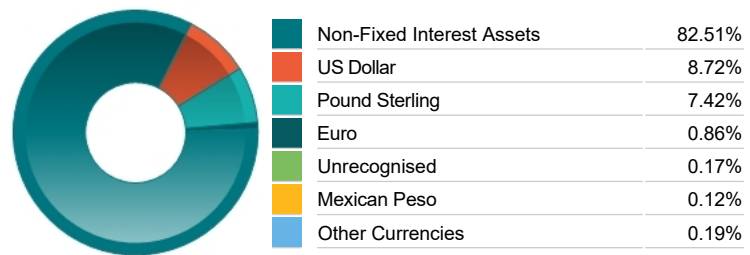
Top Country Breakdown



Breakdown By Market Cap (%)



Fixed Interest Currencies



Important Information

- The Industry Classification Benchmark is a product of FTSE International Limited and has been licensed for use.
- "Prudential" is a trading name of The Prudential Assurance Company Limited, which is registered in England and Wales. Registered office at 10 Fenchurch Avenue, London EC3M 5AG. Registered number 15454. Authorised by the Prudential Regulation Authority and regulated by the Financial Conduct Authority and the Prudential Regulation Authority.