

Benchmark

Benchmark	Investment Association Sterling High Yield sector
Benchmark Category	Comparator
IA Sector	£ High Yield

Identification Codes

Sedol Code	B1N9DY5
Mex Code	SEHYB
Isin Code	GB00B1N9DY51
Citi Code	CWS6

Fund Overview

Mid (02/04/2026)	89.52p
Distribution yield	-
Underlying yield	7.09%
Fund size (28/02/2026)	£1554.47m
Number of holdings	165
Ongoing Charges	0.62%
Launch date	01/03/2007

Fund Charges

Entry Charge	0.00%
Ongoing Charges	0.62%

Fund Background

Valuation frequency	Daily
Valuation point	12:00
Fund type	OEIC
Launch price	£1.00
Fund currency	Pound Sterling
Fund domicile	United Kingdom
ISA allowable	Yes
SIPP allowable	Yes

Dealing

Minimum Investment	£2000000
Minimum Top Up	£1000
Minimum Regular Saving	-
Settlement Period: Buy	3 days
Settlement Period: Sell	3 days
Pricing Basis	Forward
Dealing Decimals	4

Distribution Dates

Ex dividend date(s)	Income payment date(s)
01 January	31 January
01 February	28 February
01 March	30 March
01 April	30 April
01 May	31 May
01 June	30 June
01 July	31 July
01 August	31 August
01 September	30 September
01 October	31 October
01 November	30 November
01 December	31 December

Aims

The investment objective is to provide a combination of income and capital growth over any 7 year period.

Performance




Discrete performance - to last month end

	31/03/21 to 31/03/22	31/03/22 to 31/03/23	31/03/23 to 31/03/24	31/03/24 to 31/03/25	31/03/25 to 31/03/26
Fund	1.0%	-4.8%	15.6%	9.5%	7.2%
Sector	-1.1%	-4.5%	10.8%	7.8%	5.3%
Rank	7/29	14/29	3/29	3/30	1/31
Quartile	1	2	1	1	1

Annualised performance

	Annualised		
	3 Years to 31/03/26	5 Years to 31/03/26	10 Years to 31/03/26
Fund	10.7%	5.5%	5.7%
Sector	7.9%	3.5%	4.4%
Rank	2/29	3/29	2/22
Quartile	1	1	1

Fund Managers



Name: Mark Benbow
 Manager for: 7 years, 4 months

Ratings

FE Crown



Group Details

Group name	Aegon Asset Management
Group address	3 Lochside Avenue Edinburgh Park EDINBURGH EH12 9SA
Group telephone	0800 45 44 22
Dealing telephone	0800 169 5186
Email	info@kamescapital.com
Homepage	www.aegonam.com
Fax number	-

Important Information

- Source of portfolio data: Broadridge. Source of performance data: FE fundinfo. We can't predict the future. Past performance isn't a guide to future performance. The figures shown are intended only to demonstrate performance history of the fund, after allowing for the impact of ongoing charges, but take no account of product charges. Ongoing charges may vary in the future and may be higher than they are now. Fund performance is based upon the movement of the daily price and is shown as total return in GBP with income reinvested. The value of your client's investment can go down as well as up and the amount your client gets back may be less than they put in.
- This factsheet is for investment professionals and is for information purposes only. Should you wish to present any of this content to your client, please refer to similar pages on pru.co.uk. You should refer to your client's policy documentation and supporting brochures for fund availability, investment strategy, any product information and charges. Every care has been taken in populating this output, however it must be appreciated that neither Broadridge, Prudential nor their sources guarantee the accuracy, adequacy or completeness of this information or make any warranties regarding results from its usage.

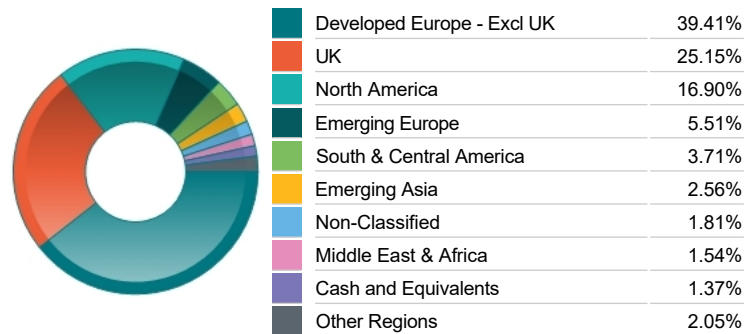
Top 10 Holdings

Name	% Weight	Sector	Country
1 MPT OPERATING PARTNERSHIP LP 7% 2032-02-15	2.29%	Bonds	United States
2 BELLIS ACQUISITION COMPANY PLC 8.125% 2030-05-14	2.10%	Bonds	United Kingdom
3 VIVION INVESTMENTS SARL 6.5% 2029-02-28	2.04%	Bonds	Luxembourg
4 AZULE ENERGY FINANCE PLC 8.125% 2030-01-23	1.75%	Bonds	United Kingdom
5 ENERGO PRO AS 8% 2030-05-27	1.59%	Bonds	Czech Republic
6 KOHLS CORP 1% 2030-06-01	1.51%	Bonds	United States
7 ADLER FINANCING SARL 1% 2029-12-31	1.42%	Bonds	Luxembourg
8 ADLER FINANCING SARL 8.25% 2028-12-31	1.41%	Bonds	Luxembourg
9 GALAXY BIDCO LTD (UK) 8.125% 2029-12-19	1.32%	Bonds	Non-Classified
10 AZUL SECURED FINANCE LLP 9.875% 2031-02-15	1.28%	Bonds	United States

Asset Allocation



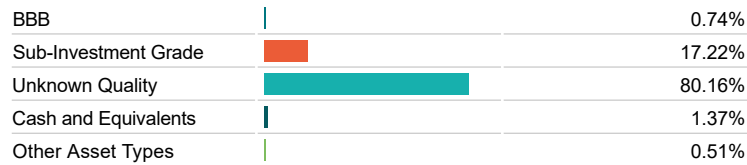
Regional Allocation



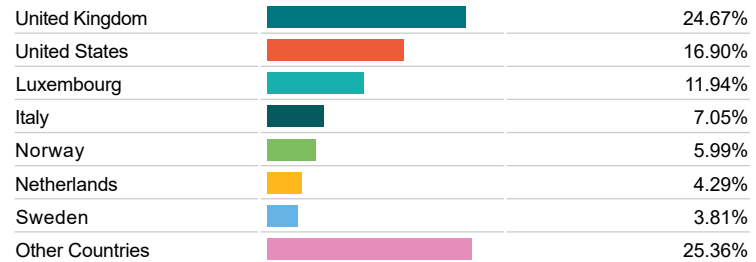
Bond Sector Breakdown



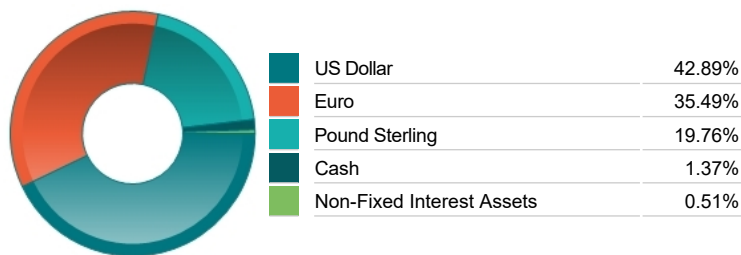
Fixed Interest Quality Profile



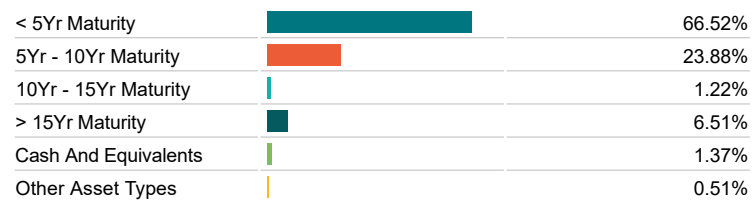
Top Country Breakdown



Fixed Interest Currencies



Fixed Interest Maturity Profile



Important Information

- The Industry Classification Benchmark is a product of FTSE International Limited and has been licensed for use.
- "Prudential" is a trading name of The Prudential Assurance Company Limited, which is registered in England and Wales. Registered office at 10 Fenchurch Avenue, London EC3M 5AG. Registered number 15454. Authorised by the Prudential Regulation Authority and regulated by the Financial Conduct Authority and the Prudential Regulation Authority.