

## Benchmark

Benchmark	Investment Association Mixed Investment 40 – 85% Shares sector average
Benchmark Category	-
IA Sector	Mixed Investment 40-85% Shares

## Identification Codes

Sedol Code	0601016
Mex Code	BGMBA
Isin Code	GB0006010168
Citi Code	BG79

## Fund Overview

Mid (02/04/2026)	1558.00p
Historic yield	1.86%
Fund size (28/02/2026)	£4122.71m
Number of holdings	478
Ongoing Charges	0.43%
Launch date	01/04/1987

## Fund Charges

Entry Charge	0.00%
Ongoing Charges	0.43%

## Fund Background

Valuation frequency	Daily
Valuation point	10:00
Fund type	OEIC
Launch price	£1.00
Fund currency	Pound Sterling
Fund domicile	United Kingdom
ISA allowable	Yes
SIPP allowable	Yes

## Dealing

Minimum Investment	£1000
Minimum Top Up	£0
Minimum Regular Saving	£50
Settlement Period: Buy	3 days
Settlement Period: Sell	3 days
Pricing Basis	Forward
Dealing Decimals	-

## Distribution Dates

Ex dividend date(s)	Income payment date(s)
31 January	31 March
31 July	30 September

## Aims

The fund aims to achieve capital growth over rolling five-year periods.

## Performance



## Discrete performance - to last month end

	31/03/21 to 31/03/22	31/03/22 to 31/03/23	31/03/23 to 31/03/24	31/03/24 to 31/03/25	31/03/25 to 31/03/26
Fund	-8.2%	-8.5%	10.2%	1.9%	3.7%
Sector	5.2%	-4.5%	10.2%	3.3%	11.0%
Rank	178/179	172/185	107/192	167/209	204/215
Quartile	4	4	3	4	4

## Annualised performance

	Annualised		
	3 Years to 31/03/26	5 Years to 31/03/26	10 Years to 31/03/26
Fund	5.2%	-0.5%	7.3%
Sector	8.1%	4.9%	6.2%
Rank	169/192	179/179	38/122
Quartile	4	4	2

## Fund Managers



Name:	Steven Hay	Iain McCombie
Manager for:	13 years, 5 months	13 years, 5 months

## Ratings

FE Crown



## Group Details

Group name	Baillie Gifford & Co
Group address	Calton Square 1 Greenside Row Edinburgh EH1 3AN
Group telephone	0800 917 4752
Dealing telephone	0800 917 4750
Email	trustenquiries@bailliegifford.com
Homepage	www.bailliegifford.com/intermediaries
Fax number	0131 275 3955

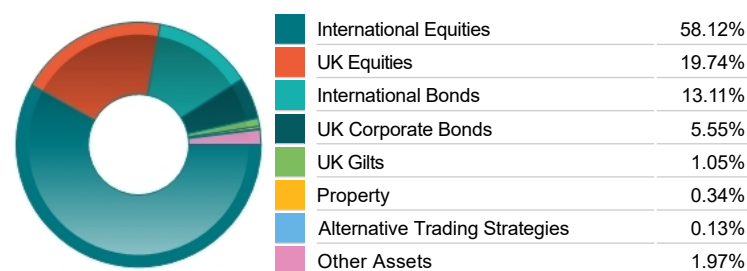
## Important Information

- Source of portfolio data: Broadridge. Source of performance data: FE fundinfo. We can't predict the future. Past performance isn't a guide to future performance. The figures shown are intended only to demonstrate performance history of the fund, after allowing for the impact of ongoing charges, but take no account of product charges. Ongoing charges may vary in the future and may be higher than they are now. Fund performance is based upon the movement of the daily price and is shown as total return in GBP with income reinvested. The value of your client's investment can go down as well as up and the amount your client gets back may be less than they put in.
- This factsheet is for investment professionals and is for information purposes only. Should you wish to present any of this content to your client, please refer to similar pages on pru.co.uk. You should refer to your client's policy documentation and supporting brochures for fund availability, investment strategy, any product information and charges. Every care has been taken in populating this output, however it must be appreciated that neither Broadridge, Prudential nor their sources guarantee the accuracy, adequacy or completeness of this information or make any warranties regarding results from its usage.

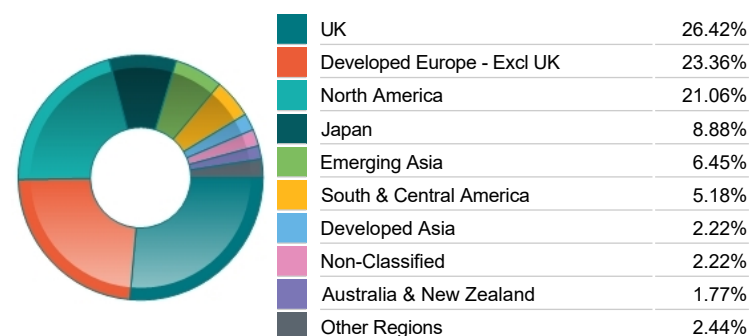
Top 10 Holdings

Name	% Weight	Sector	Country
1 TAIWAN SEMICONDUCTOR MANUFACTURING COMPANY LIMITED	1.92%	Technology Hardware & Equipment	Taiwan
2 ASML HOLDING N.V.	1.85%	Technology Hardware & Equipment	Netherlands
3 AMAZON.COM	1.37%	Retailers	United States
4 ASTRAZENECA	1.33%	Pharmaceuticals & Biotechnology	United Kingdom
5 META PLATFORMS	1.27%	Software & Computer Services	United States
6 NVIDIA CORPORATION	1.25%	Technology Hardware & Equipment	United States
7 SAMSUNG ELECTRONICS CO. LTD	1.24%	Telecommunications Equipment	South Korea
8 RYANAIR HOLDINGS PUBLIC LIMITED COMPANY	1.06%	Travel & Leisure	Ireland
9 KINGSPAN GROUP	1.03%	Construction & Materials	Ireland
10 PROSUS N.V.	0.98%	Software & Computer Services	Netherlands

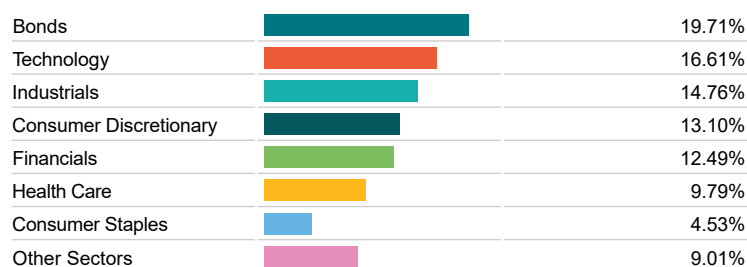
Asset Allocation



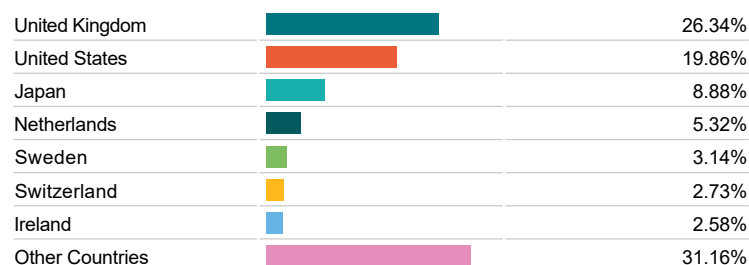
Regional Allocation



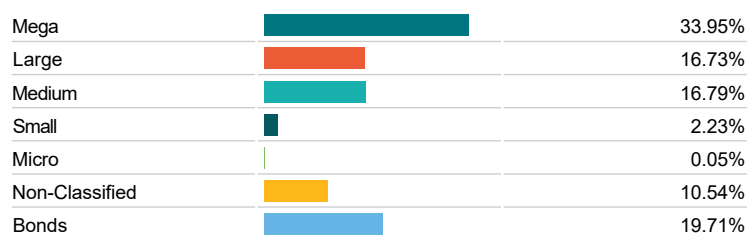
Bond Sector Breakdown



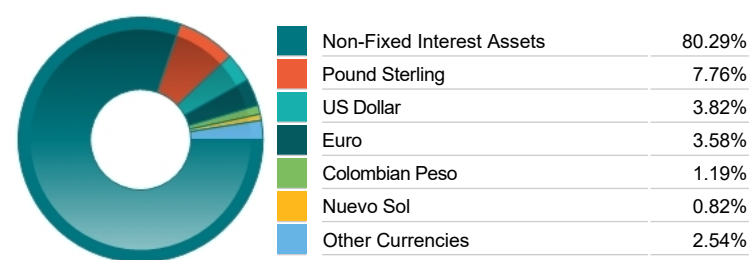
Top Country Breakdown



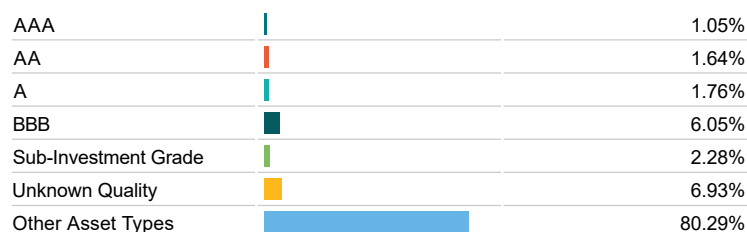
Breakdown By Market Cap (%)



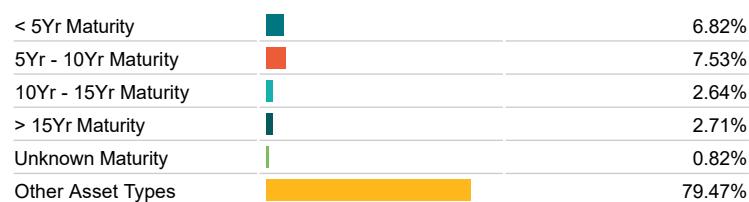
Fixed Interest Currencies



Fixed Interest Quality Profile



Fixed Interest Maturity Profile



Important Information

- The Industry Classification Benchmark is a product of FTSE International Limited and has been licensed for use.
- "Prudential" is a trading name of The Prudential Assurance Company Limited, which is registered in England and Wales. Registered office at 10 Fenchurch Avenue, London EC3M 5AG. Registered number 15454. Authorised by the Prudential Regulation Authority and regulated by the Financial Conduct Authority and the Prudential Regulation Authority.