

Benchmark

Benchmark	Comparator 1: IA Mixed Investment 20%-60% Shares Sector Average; Comparator 2: ARC Sterling Equity Risk Private Client Index
Benchmark Category	-
IA Sector	Mixed Investment 20-60% Shares

Identification Codes

Sedol Code	B6QMDC4
Mex Code	RWAAAZ
Isin Code	GB00B6QMDC41
Citi Code	09Q0

Fund Overview

Mid (09/04/2026)	173.18p
Historic yield	3.64%
Fund size (28/02/2026)	£1742.49m
Number of holdings	2765
Ongoing Charges	1.38%
Launch date	19/09/2011

Fund Charges

Entry Charge	0.00%
Ongoing Charges	1.38%

Fund Background

Valuation frequency	Daily
Valuation point	12:00
Fund type	Unit Trust
Launch price	£0.50
Fund currency	Pound Sterling
Fund domicile	United Kingdom
ISA allowable	Yes
SIPP allowable	Yes

Dealing

Minimum Investment	£5000000
Minimum Top Up	£50000
Minimum Regular Saving	-
Settlement Period: Buy	4 days
Settlement Period: Sell	4 days
Pricing Basis	Forward
Dealing Decimals	2

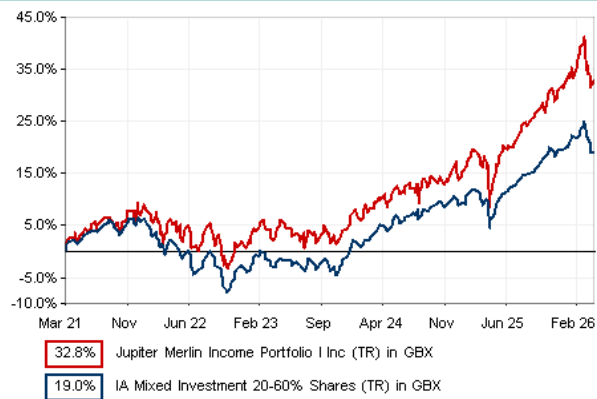
Distribution Dates

Ex dividend date(s)	Income payment date(s)
16 January	15 March
15 April	15 June
16 July	15 September
16 October	15 December

Aims

To provide a return, through a combination of income together with the prospect of capital growth, net of fees, over the long-term (at least five years).

Performance



Discrete performance - to last month end

	31/03/21 to 31/03/22	31/03/22 to 31/03/23	31/03/23 to 31/03/24	31/03/24 to 31/03/25	31/03/25 to 31/03/26
Fund	6.2%	-2.3%	6.2%	5.0%	14.6%
Sector	2.7%	-4.8%	7.7%	3.7%	8.9%
Rank	19/164	17/169	140/176	39/189	10/196
Quartile	1	1	4	1	1

Annualised performance

	Annualised		
	3 Years to 31/03/26	5 Years to 31/03/26	10 Years to 31/03/26
Fund	8.5%	5.8%	5.9%
Sector	6.7%	3.5%	4.5%
Rank	19/176	11/164	9/115
Quartile	1	1	1

Fund Managers



Name: Jupiter Merlin team
Manager for: 28 years, 11 months

Ratings

FE Crown



Group Details

Group name	Jupiter Unit Trust Managers Limited
Group address	The Zig Zag Building, 70 Victoria Street, London, SW1E 6SQ
Group telephone	020 3817 1063
Dealing telephone	0800 561 4000
Email	intermediary-sales-support@jupiteram.com
Homepage	www.jupiteram.com
Fax number	0800 561 4001

Important Information

- Source of portfolio data: Broadridge. Source of performance data: FE fundinfo. We can't predict the future. Past performance isn't a guide to future performance. The figures shown are intended only to demonstrate performance history of the fund, after allowing for the impact of ongoing charges, but take no account of product charges. Ongoing charges may vary in the future and may be higher than they are now. Fund performance is based upon the movement of the daily price and is shown as total return in GBP with income reinvested. The value of your client's investment can go down as well as up and the amount your client gets back may be less than they put in.
- This factsheet is for investment professionals and is for information purposes only. Should you wish to present any of this content to your client, please refer to similar pages on pru.co.uk. You should refer to your client's policy documentation and supporting brochures for fund availability, investment strategy, any product information and charges. Every care has been taken in populating this output, however it must be appreciated that neither Broadridge, Prudential nor their sources guarantee the accuracy, adequacy or completeness of this information or make any warranties regarding results from its usage.

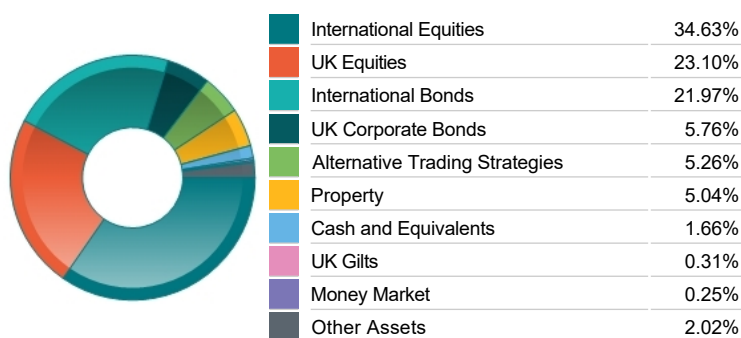
Top 10 Fund Holdings

Name	% Weight
1 Aegon AM High Yield Global Bond (Ireland) Class J (Hedged)	18.75%
2 Morant Wright WS Morant Wright Nippon Yield Class B	13.79%
3 Man Group GLG Income Class D	12.34%
4 IFSL Evenlode Income Class C	9.10%
5 Jupiter Global Value Equity Class I	8.38%
6 BlueBox Global Technology Class J - USD	5.66%
7 M&G Global Corporate Bond Sterling L	5.26%
8 Jupiter Merian Global Equity Absolute Return Class I Hedged	4.96%
9 Jupiter Global High Yield Bond Class I Q HSC	4.96%
10 Jupiter UK Income Class L	4.55%

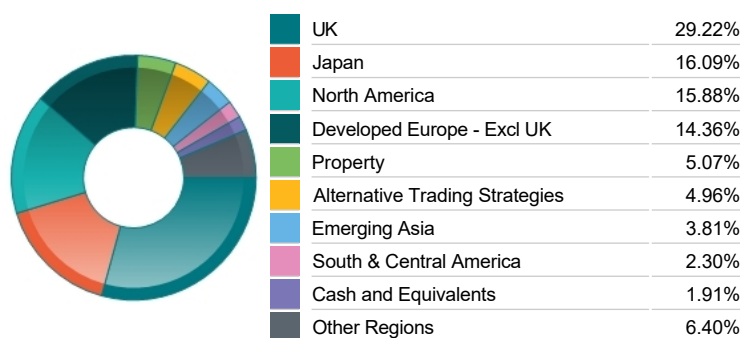
Top 10 Holdings

Name	% Weight
1 Jupiter Merian Global Equity Absolute Return Class I Hedged	4.96%
2 Mayfair Capital Commercial Property	4.04%
3 GSK	1.37%
4 RIO TINTO	0.95%
5 BP P.L.C.	0.80%
6 UNILEVER	0.73%
7 HSBC HOLDINGS	0.66%
8 MITSUI SUMITOMO INSURANCE CO.	0.53%
9 BRITISH AMERICAN TOBACCO P.L.C.	0.51%
10 IMPERIAL BRANDS	0.50%

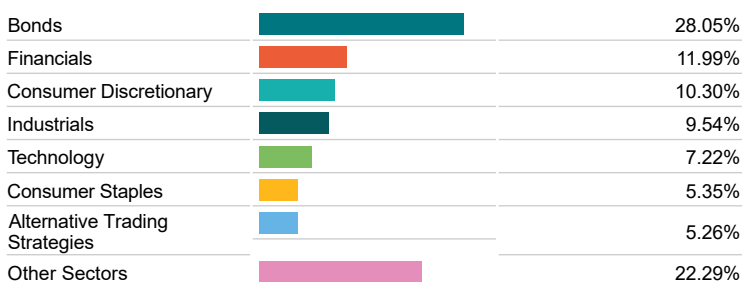
Asset Allocation



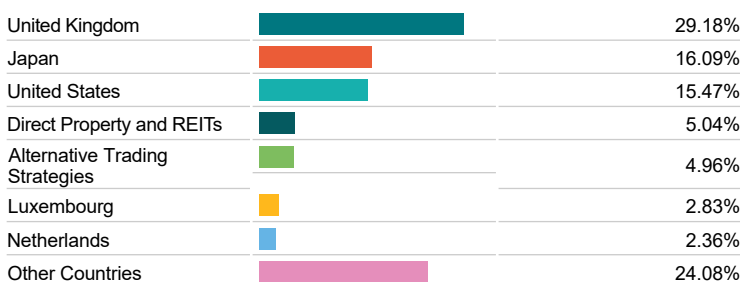
Regional Allocation



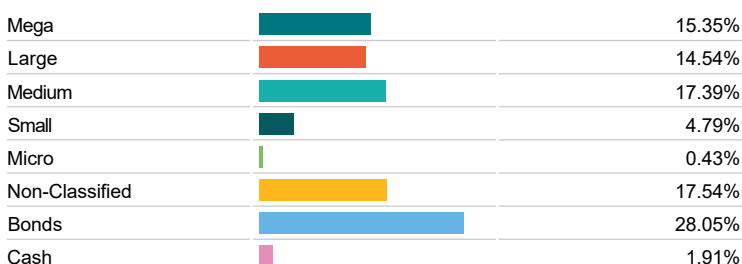
Sector Breakdown



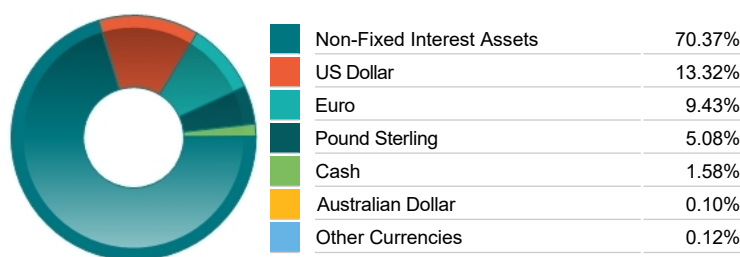
Top Country Breakdown



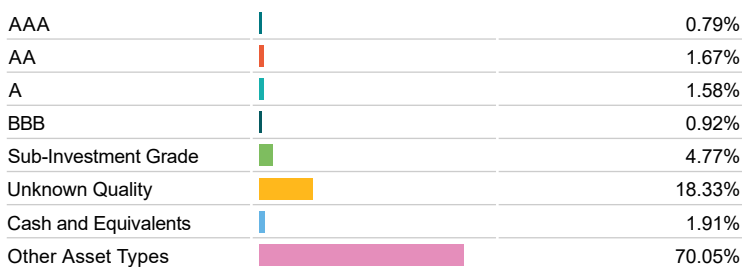
Breakdown By Market Cap (%)



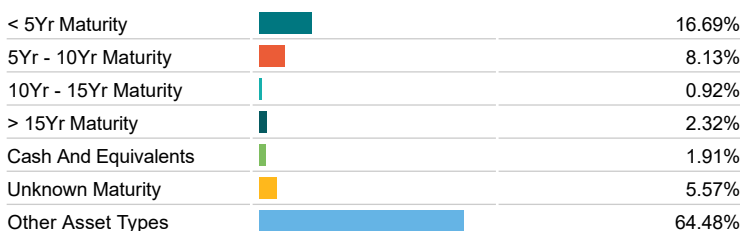
Fixed Interest Currencies



Fixed Interest Quality Profile



Fixed Interest Maturity Profile



Important Information

- The Industry Classification Benchmark is a product of FTSE International Limited and has been licensed for use.
- "Prudential" is a trading name of The Prudential Assurance Company Limited, which is registered in England and Wales. Registered office at 10 Fenchurch Avenue, London EC3M 5AG. Registered number 15454. Authorised by the Prudential Regulation Authority and regulated by the Financial Conduct Authority and the Prudential Regulation Authority.