

### Benchmark

Benchmark	S&P 500 Index
Benchmark Category	Comparator
IA Sector	North America

### Identification Codes

Sedol Code	B7K9LQ8
Mex Code	NESITO
Isin Code	GB00B7K9LQ88
Citi Code	GQLC

### Fund Overview

Mid (07/04/2026)	528.17p
Historic yield	0.00%
Fund size (28/02/2026)	£200.81m
Number of holdings	51
Ongoing Charges	0.87%
Launch date	01/10/2012

### Fund Charges

Entry Charge	0.00%
Ongoing Charges	0.87%

### Fund Background

Valuation frequency	Daily
Valuation point	12:00
Fund type	OEIC
Launch price	£1.00
Fund currency	Pound Sterling
Fund domicile	United Kingdom
ISA allowable	Yes
SIPP allowable	Yes

### Dealing

Minimum Investment	£250000
Minimum Top Up	£0
Minimum Regular Saving	-
Settlement Period: Buy	4 days
Settlement Period: Sell	4 days
Pricing Basis	Forward
Dealing Decimals	3

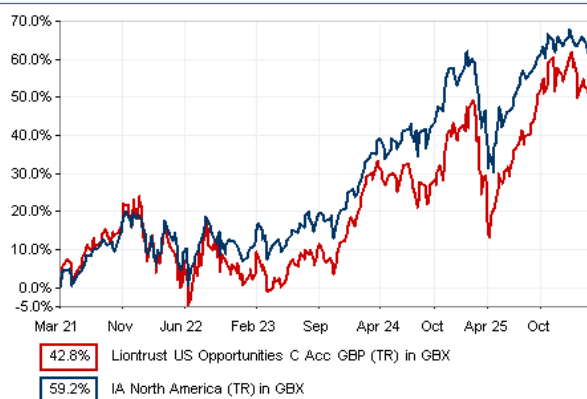
### Distribution Dates

Ex dividend date(s)	Income payment date(s)
01 January	28 February
01 July	31 August

### Aims

The Fund aims to deliver capital growth over the long term (5 years or more).

### Performance



### Discrete performance - to last month end

	31/03/21 to 31/03/22	31/03/22 to 31/03/23	31/03/23 to 31/03/24	31/03/24 to 31/03/25	31/03/25 to 31/03/26
Fund	14.5%	-11.8%	31.5%	-5.9%	14.1%
Sector	16.1%	-4.0%	25.1%	2.2%	11.8%
Rank	119/220	201/235	58/243	236/251	107/271
Quartile	3	4	1	4	2

### Annualised performance

	Annualised		
	3 Years to 31/03/26	5 Years to 31/03/26	10 Years to 31/03/26
Fund	12.2%	7.4%	13.4%
Sector	12.7%	9.8%	12.9%
Rank	156/243	169/220	63/144
Quartile	3	4	2

### Fund Managers



Name:	Kevin Kruczynski	Mark Hawtin
Manager for:	1 years, 11 months	1 years, 11 months

### Ratings

FE Crown



### Group Details

Group name	Liontrust Fund Partners LLP
Group address	2 Savoy Court London WC2R 0EZ
Group telephone	020 7412 1766
Dealing telephone	020 7964 4774
Email	info@liontrust.co.uk
Homepage	www.liontrust.co.uk
Fax number	020 7412 1779

### Important Information

- Source of portfolio data: Broadridge. Source of performance data: FE fundinfo. We can't predict the future. Past performance isn't a guide to future performance. The figures shown are intended only to demonstrate performance history of the fund, after allowing for the impact of ongoing charges, but take no account of product charges. Ongoing charges may vary in the future and may be higher than they are now. Fund performance is based upon the movement of the daily price and is shown as total return in GBP with income reinvested. The value of your client's investment can go down as well as up and the amount your client gets back may be less than they put in.
- This factsheet is for investment professionals and is for information purposes only. Should you wish to present any of this content to your client, please refer to similar pages on pru.co.uk. You should refer to your client's policy documentation and supporting brochures for fund availability, investment strategy, any product information and charges. Every care has been taken in populating this output, however it must be appreciated that neither Broadridge, Prudential nor their sources guarantee the accuracy, adequacy or completeness of this information or make any warranties regarding results from its usage.

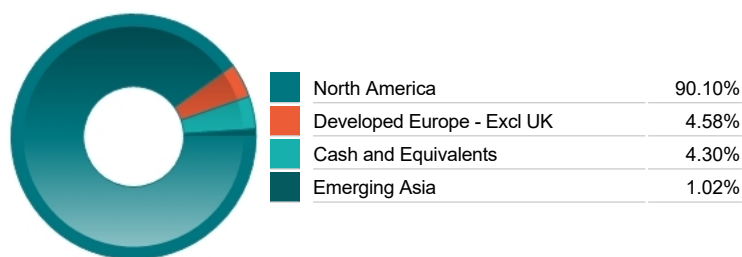
**Top 10 Holdings**

Name	% Weight	Sector	Country
1 NVIDIA CORPORATION	7.36%	Technology Hardware & Equipment	United States
2 ALPHABET	5.80%	Software & Computer Services	United States
3 MICROSOFT CORPORATION	4.41%	Software & Computer Services	United States
4 APPLE	4.22%	Technology Hardware & Equipment	United States
5 AMAZON.COM	3.58%	Retailers	United States
6 CBOE GLOBAL MARKETS	3.32%	Investment Banking & Brokerage Services	United States
7 MONSTER BEVERAGE CORPORATION	3.13%	Beverages	United States
8 SEAGATE TECHNOLOGY HOLDINGS PUBLIC LIMITED COMPANY	3.03%	Technology Hardware & Equipment	Ireland
9 NEWMONT CORPORATION	2.81%	Precious Metals & Mining	United States
10 ELI LILLY AND COMPANY	2.76%	Pharmaceuticals & Biotechnology	United States

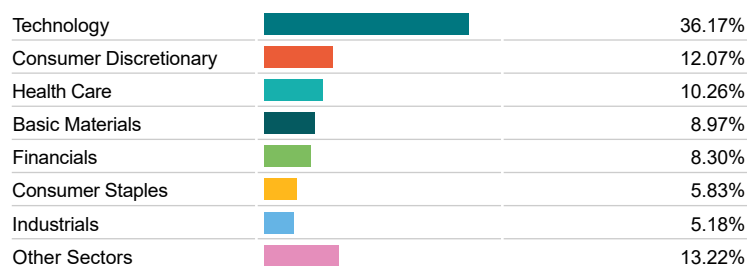
**Asset Allocation**




**Regional Allocation**



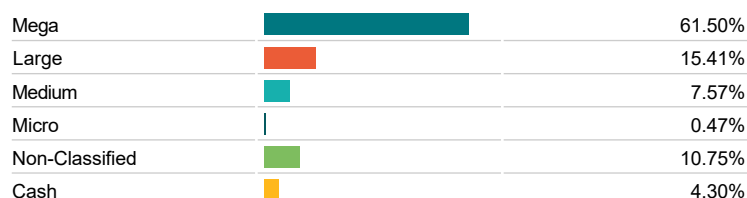
**Equity Sector Breakdown**



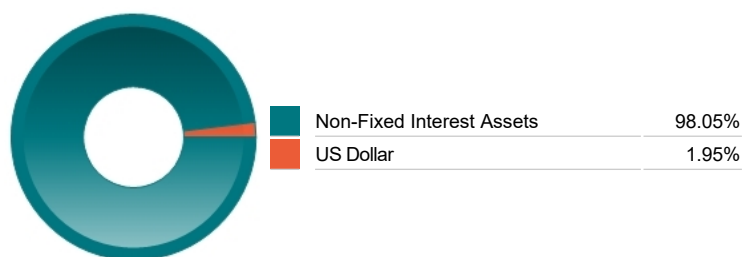
**Top Country Breakdown**



**Breakdown By Market Cap (%)**



**Fixed Interest Currencies**



**Important Information**

- The Industry Classification Benchmark is a product of FTSE International Limited and has been licensed for use.
- "Prudential" is a trading name of The Prudential Assurance Company Limited, which is registered in England and Wales. Registered office at 10 Fenchurch Avenue, London EC3M 5AG. Registered number 15454. Authorised by the Prudential Regulation Authority and regulated by the Financial Conduct Authority and the Prudential Regulation Authority.