

Benchmark

| | |
|--------------------|--|
| Benchmark | There will be no comparator benchmark for the fund |
| Benchmark Category | - |
| IA Sector | Volatility Managed |

Identification Codes

| | |
|------------|--------------|
| Sedol Code | BYZHL11 |
| Mex Code | BRJWC |
| Isin Code | GB00BYZHL112 |
| Citi Code | OPXK |

Fund Overview

| | |
|------------------------|------------|
| Mid (10/04/2026) | 231.34p |
| Historic yield | - |
| Fund size (28/02/2026) | £5.81m |
| Number of holdings | 8593 |
| Ongoing Charges | 0.40% |
| Launch date | 19/07/2018 |

Fund Charges

| | |
|-----------------|-------|
| Entry Charge | 0.00% |
| Ongoing Charges | 0.40% |

Fund Background

| | |
|---------------------|----------------|
| Valuation frequency | Daily |
| Valuation point | 12:00 |
| Fund type | ICVC |
| Launch price | £2.00 |
| Fund currency | Pound Sterling |
| Fund domicile | United Kingdom |
| ISA allowable | Yes |
| SIPP allowable | Yes |

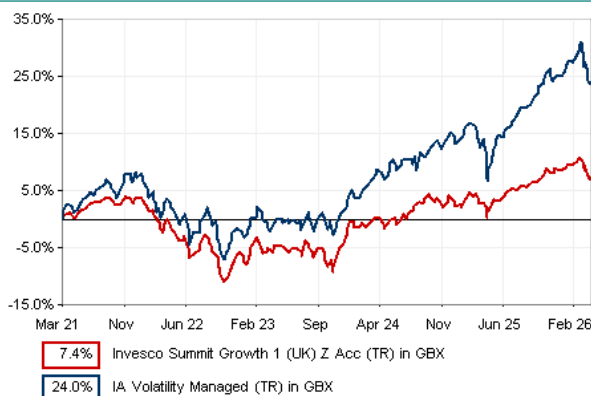
Dealing

| | |
|-------------------------|---------|
| Minimum Investment | £500 |
| Minimum Top Up | £100 |
| Minimum Regular Saving | £20 |
| Settlement Period: Buy | 3 days |
| Settlement Period: Sell | 3 days |
| Pricing Basis | Forward |
| Dealing Decimals | 2 |

Aims

The Fund seeks to grow the amount invested over the long term (5 years plus). The Invesco Summit Growth 1 Fund (UK) is one of five multi-asset Funds from the Invesco Summit Growth range. Of the five Funds, this Fund typically has a high exposure to defensive assets, such as investment grade debt securities, and aims to have the lowest level of volatility relative to global equities (with reference to the MSCI AC World Index). There is no guarantee that the Fund will achieve these aims and an investor may not get back the amount invested. The Fund gains exposure to diversified asset classes globally. These asset classes may include equities, equity related securities, debt securities (including investment grade debt, non-investment grade debt and senior loans), property, commodities, cash, cash equivalents and money market instruments. The Fund primarily accesses these asset classes through collective investment schemes and other products (such as exchange traded funds and investment trusts) managed or operated within the Invesco group. However, the Fund may also invest directly in transferable securities, money market instruments, deposits and cash.

Performance




Discrete performance - to last month end

| | 31/03/21 to 31/03/22 | 31/03/22 to 31/03/23 | 31/03/23 to 31/03/24 | 31/03/24 to 31/03/25 | 31/03/25 to 31/03/26 |
|----------|----------------------|----------------------|----------------------|----------------------|----------------------|
| Fund | 0.0% | -5.4% | 6.4% | 2.2% | 4.4% |
| Sector | 4.0% | -4.6% | 9.6% | 3.5% | 10.1% |
| Rank | 154/179 | 122/182 | 164/198 | 164/201 | 196/206 |
| Quartile | 4 | 3 | 4 | 4 | 4 |


Annualised performance

| | Annualised | | |
|----------|---------------------|---------------------|----------------------|
| | 3 Years to 31/03/26 | 5 Years to 31/03/26 | 10 Years to 31/03/26 |
| Fund | 4.3% | 1.4% | n/a |
| Sector | 7.7% | 4.4% | 5.5% |
| Rank | 187/198 | 167/179 | n/a |
| Quartile | 4 | 4 | n/a |

Fund Managers



| | | | | |
|--------------|-------------------|-------------------|--------------------|-------------------|
| Name: | Alessio de Longis | Jeffrey Bennett | David Aujla | Georgina Taylor |
| Manager for: | 1 years, 6 months | 1 years, 6 months | 2 years, 11 months | 2 years, 6 months |



Invesco Investment Solutions Team
6 years, 3 months

Ratings

FE Crown



Group Details

| | |
|-------------------|--|
| Group name | Invesco ICVC |
| Group address | INVESCO Park Henley-on-Thames Oxfordshire RG9 1HH United Kingdom |
| Group telephone | 0800 028 2121 |
| Dealing telephone | 0800 085 8571 |
| Email | Sally.Elsbury@Invesco.com |
| Homepage | https://www.invesco.co.uk/uk |
| Fax number | 01491 416000 |

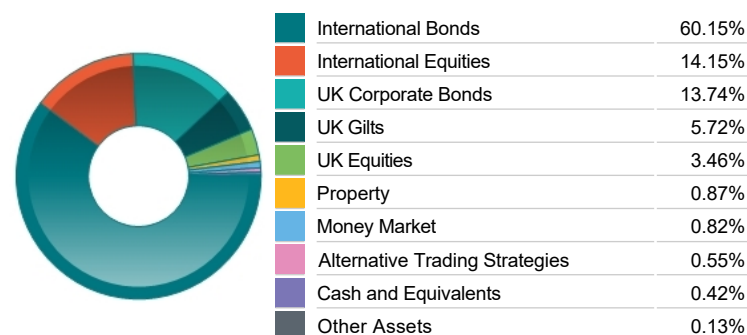
Top 10 Fund Holdings

| | Name | % Weight |
|----|--|----------|
| 1 | Invesco Markets Plc Invesco US Treasury Bond 1-3 Year UCITS ETF GBP Hdg (Dist.) | 20.81% |
| 2 | Invesco Markets Plc Invesco GBP Corporate Bond Screened & Tilted UCITS ETF (Dist.) | 11.99% |
| 3 | Invesco Global Investment Grade Corporate Bond C (GBP-hgd) | 8.98% |
| 4 | Invesco ICVC Corporate Bond (UK) Class Z | 8.97% |
| 5 | Invesco Markets Plc Invesco Euro Government Bond UCITS ETF (Dist.) | 7.58% |
| 6 | Invesco ICVC High Yield (UK) Class Z | 5.73% |
| 7 | Invesco Markets Plc Invesco UK Gilt 1-5 Year UCITS ETF - | 5.27% |
| 8 | Invesco Markets Plc Invesco S&P 500 UCITS ETF - | 5.26% |
| 9 | Invesco Emerging Markets Local Debt Class Z | 5.18% |
| 10 | Invesco Markets Plc Invesco Global High Yield Corporate Bond ESG Climate Transition UCITS ETF GBP PfHedged | 5.05% |

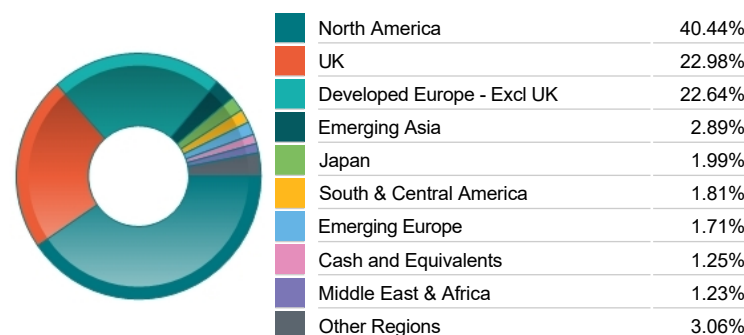
Top 10 Holdings

| | Name | % Weight |
|----|------------------------|----------|
| 1 | 4¾% Treasury Gilt 2030 | 0.52% |
| 2 | 4¾% Treasury Gilt 2028 | 0.49% |
| 3 | NVIDIA CORPORATION | 0.47% |
| 4 | 4¼% Treasury Gilt 2029 | 0.43% |
| 5 | 1¼% Treasury Gilt 2027 | 0.41% |
| 6 | ¾% Treasury Gilt 2029 | 0.41% |
| 7 | APPLE | 0.41% |
| 8 | 4½% Treasury Gilt 2028 | 0.39% |
| 9 | ¾% Treasury Gilt 2027 | 0.38% |
| 10 | 1% Treasury Gilt 2028 | 0.37% |

Asset Allocation



Regional Allocation



Sector Breakdown

| Sector | % Weight |
|------------------------|----------|
| Bonds | 79.60% |
| Technology | 3.87% |
| Industrials | 2.88% |
| Financials | 2.78% |
| Consumer Discretionary | 2.32% |
| Health Care | 1.67% |
| Real Estate | 1.41% |
| Other Sectors | 5.48% |

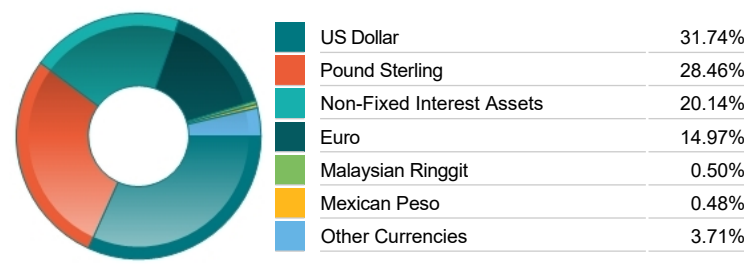
Top Country Breakdown

| Country | % Weight |
|-----------------|----------|
| United States | 39.69% |
| United Kingdom | 22.92% |
| France | 5.76% |
| Germany | 3.10% |
| Italy | 3.09% |
| Netherlands | 2.86% |
| Spain | 2.20% |
| Other Countries | 20.40% |

Breakdown By Market Cap (%)

| Market Cap | % Weight |
|----------------|----------|
| Mega | 7.63% |
| Large | 3.50% |
| Medium | 2.31% |
| Small | 0.64% |
| Micro | 0.08% |
| Non-Classified | 4.99% |
| Bonds | 79.60% |
| Cash | 1.25% |

Fixed Interest Currencies



Fixed Interest Quality Profile

| Quality | % Weight |
|----------------------|----------|
| AAA | 1.21% |
| AA | 27.36% |
| A | 11.15% |
| BBB | 14.12% |
| Sub-Investment Grade | 6.42% |
| Unknown Quality | 19.34% |
| Cash and Equivalents | 1.25% |
| Other Asset Types | 19.15% |

Fixed Interest Maturity Profile

| Maturity | % Weight |
|----------------------|----------|
| < 5Yr Maturity | 47.49% |
| 5Yr - 10Yr Maturity | 16.40% |
| 10Yr - 15Yr Maturity | 5.10% |
| > 15Yr Maturity | 10.60% |
| Cash And Equivalents | 1.25% |
| Unknown Maturity | 0.16% |
| Other Asset Types | 18.99% |

Important Information

- The Industry Classification Benchmark is a product of FTSE International Limited and has been licensed for use.
- "Prudential" is a trading name of The Prudential Assurance Company Limited, which is registered in England and Wales. Registered office at 10 Fenchurch Avenue, London EC3M 5AG. Registered number 15454. Authorised by the Prudential Regulation Authority and regulated by the Financial Conduct Authority and the Prudential Regulation Authority.