

Benchmark

The performance of this Sub-fund can be compared against the performance of the Investment Association Global Sector. This Benchmark has been chosen as the most appropriate comparator for this Sub-fund as it most closely reflects the investment policy of the Sub-fund.

Benchmark Category	Comparator
IA Sector	Global

Identification Codes

Sedol Code	BLF9VD8
Mex Code	-
Isin Code	GB00BLF9VD86
Citi Code	BNWR

Fund Overview

Mid (08/04/2026)	131.80p
Historic yield	0.92%
Fund size (31/01/2026)	£112.66m
Number of holdings	4081
Ongoing Charges	0.75%
Launch date	15/09/2021

Fund Charges

Entry Charge	0.00%
Ongoing Charges	0.75%

Fund Background

Valuation frequency	Daily
Valuation point	12:00
Fund type	OEIC
Launch price	£100.00
Fund currency	Pound Sterling
Fund domicile	United Kingdom
ISA allowable	Yes
SIPP allowable	Yes

Dealing

Minimum Investment	-
Minimum Top Up	-
Minimum Regular Saving	-
Settlement Period: Buy	4 days
Settlement Period: Sell	4 days
Pricing Basis	None
Dealing Decimals	-

Aims

The Sub-fund's aims to provide capital growth and some income through an exposure to equities of up to 100% of the portfolio

Performance



Discrete performance - to last month end

	31/03/21 to 31/03/22	31/03/22 to 31/03/23	31/03/23 to 31/03/24	31/03/24 to 31/03/25	31/03/25 to 31/03/26
Fund	n/a	-2.8%	14.3%	5.5%	10.1%
Sector	8.4%	-2.6%	16.7%	-0.3%	13.4%
Rank	n/a	197/471	353/498	100/529	351/568
Quartile	n/a	2	3	1	3

Annualised performance

	Annualised		
	3 Years to 31/03/26	5 Years to 31/03/26	10 Years to 31/03/26
Fund	9.9%	n/a	n/a
Sector	9.7%	6.9%	10.2%
Rank	269/498	n/a	n/a
Quartile	3	n/a	n/a

Ratings

FE Crown



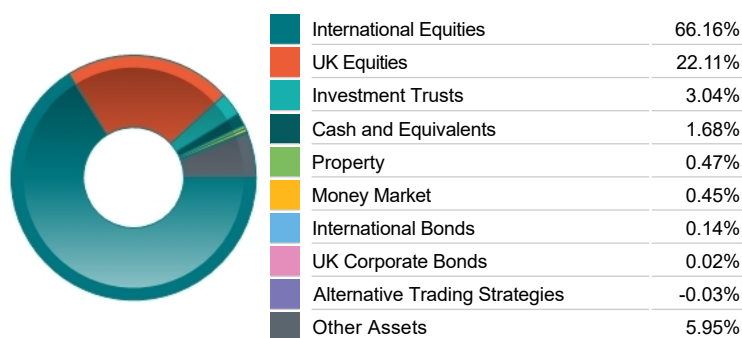
Group Details

Group name	MI RBC Brewin Dolphin Voyager
Group address	Maitland Administration Services Limited Hamilton Centre Rodney Way Chelmsford Essex CM1 3BY United Kingdom.
Group telephone	01245 398955
Dealing telephone	-
Email	ClientServicesChelmsford@maitlandgroup.com
Homepage	www.maitlandgroup.com
Fax number	-

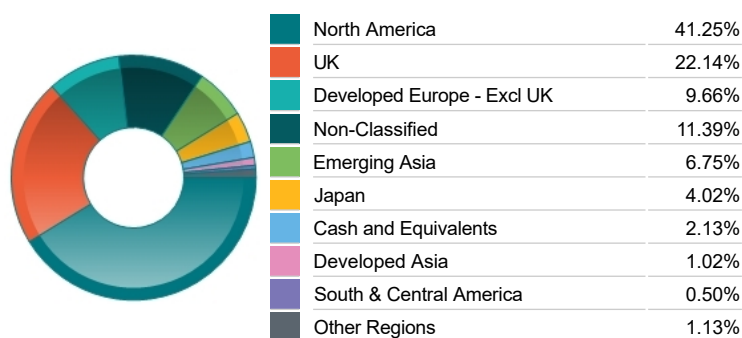
Top 10 Holdings

Name	% Weight	Sector	Country
1 Baillie Gifford & Co Limited Scottish Mortgage Investment Trust Plc Ord GBP0.05	2.43%	Non-Classified	Non-Classified
2 NVIDIA CORPORATION	2.03%	Technology Hardware & Equipment	United States
3 ITV	1.94%	Media	United Kingdom
4 AT&T	1.33%	Telecommunications Service Providers	United States
5 AMAZON.COM	1.19%	Retailers	United States
6 MICROSOFT CORPORATION	1.15%	Software & Computer Services	United States
7 CISCO SYSTEMS	1.05%	Telecommunications Equipment	United States
8 LLOYDS BANKING GROUP	1.05%	Banks	United Kingdom
9 VODAFONE GROUP PUBLIC LIMITED COMPANY	1.04%	Telecommunications Service Providers	United Kingdom
10 CURRY'S	0.98%	Retailers	United Kingdom

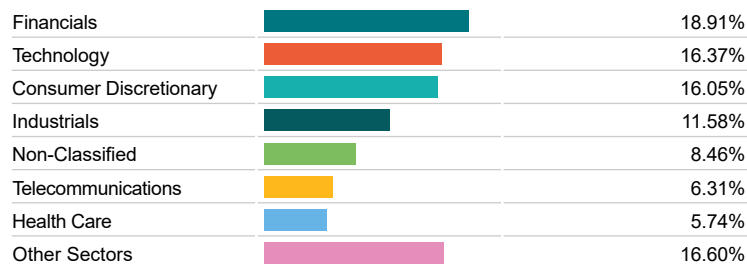
Asset Allocation



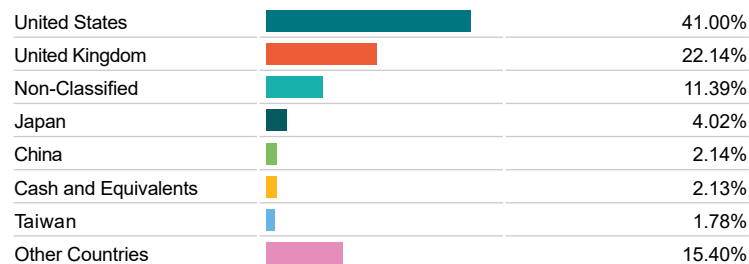
Regional Allocation



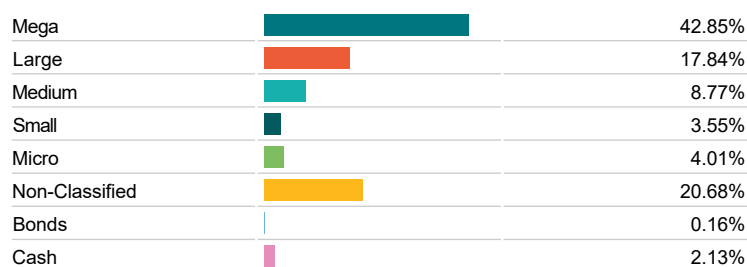
Equity Sector Breakdown



Top Country Breakdown



Breakdown By Market Cap (%)



Fixed Interest Currencies

