

Benchmark

Benchmark	none
Benchmark Category	-
IA Sector	Volatility Managed

Identification Codes

Sedol Code	BCZW4X5
Mex Code	V9ACNH
Isin Code	GB00BCZW4X50
Citi Code	JMLS

Fund Overview

Mid (09/04/2026)	293.01p
Historic yield	1.51%
Fund size (31/03/2026)	£231.64m
Number of holdings	24573
Ongoing Charges	0.40%
Launch date	03/12/2013

Fund Charges

Entry Charge	0.00%
Ongoing Charges	0.40%

Fund Background

Valuation frequency	Daily
Valuation point	07:59
Fund type	OEIC
Launch price	£1.00
Fund currency	Pound Sterling
Fund domicile	United Kingdom
ISA allowable	Yes
SIPP allowable	Yes

Dealing

Minimum Investment	£1000000
Minimum Top Up	£500
Minimum Regular Saving	£0
Settlement Period: Buy	4 days
Settlement Period: Sell	4 days
Pricing Basis	Forward
Dealing Decimals	3

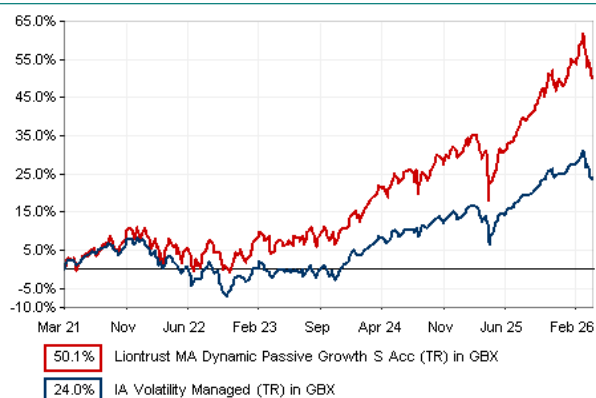
Distribution Dates

Ex dividend date(s)	Income payment date(s)
31 December	28 February
30 June	31 August

Aims

The Fund seeks to achieve capital growth and income with a moderately high level of volatility (risk), having a risk profile of 6, in a range from 1 to 7 where 1 is the lowest risk and 7 the highest.

Performance




Discrete performance - to last month end

	31/03/21 to 31/03/22	31/03/22 to 31/03/23	31/03/23 to 31/03/24	31/03/24 to 31/03/25	31/03/25 to 31/03/26
Fund	8.4%	-1.8%	14.4%	6.8%	15.5%
Sector	4.0%	-4.6%	9.6%	3.5%	10.1%
Rank	19/179	11/182	23/198	6/201	16/206
Quartile	1	1	1	1	1

Annualised performance

	Annualised		
	3 Years to 31/03/26	5 Years to 31/03/26	10 Years to 31/03/26
Fund	12.1%	8.5%	9.6%
Sector	7.7%	4.4%	5.5%
Rank	10/198	10/179	3/96
Quartile	1	1	1

Fund Managers



Name: Multi-Asset investment team
 Manager for: 4 years, 11 months

Ratings

FE Crown



Group Details

Group name	Liontrust Fund Partners LLP
Group address	2 Savoy Court London WC2R 0EZ
Group telephone	020 7412 1766
Dealing telephone	020 7964 4774
Email	info@liontrust.co.uk
Homepage	www.liontrust.co.uk
Fax number	020 7412 1779

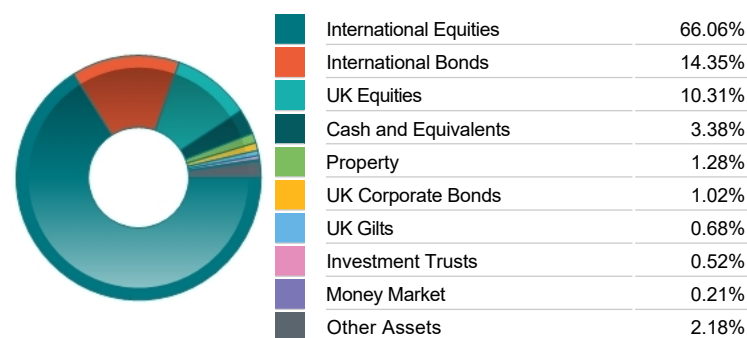
Top 10 Fund Holdings

Name	% Weight
1 Fidelity (Onshore) Index Emerging Markets Class P	12.86%
2 HSBC American Index Retail	10.46%
3 Legal & General US Index Trust C	10.42%
4 abrdn OEIC abrdn Asia Pacific ex-Japan Equity Tracker Class N	9.79%
5 HSBC Global Corporate Bond Index Class S4CHGBP	6.50%
6 Legal & General S&P 500 US Equal Weight Index Fund C	5.19%
7 BlackRock iShares Japan Equity Index Class L	5.02%
8 Legal & General UK Index Trust C	4.88%
9 BlackRock iShares UK Equity Index Class L	4.86%
10 BlackRock iShares Continental European Equity Index Class L	4.84%

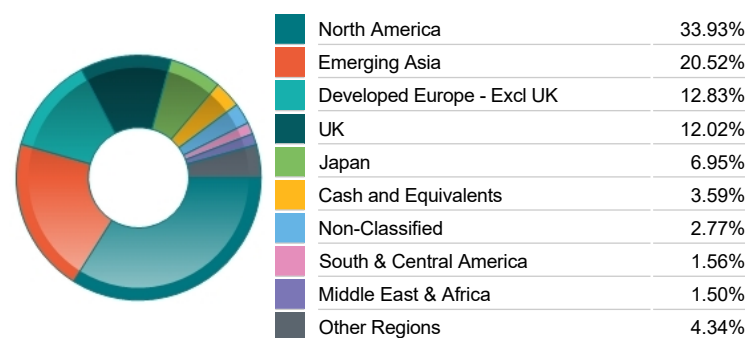
Top 10 Holdings

Name	% Weight
1 TAIWAN SEMICONDUCTOR MANUFACTURING COMPANY LIMITED	3.44%
2 NVIDIA CORPORATION	1.57%
3 SAMSUNG ELECTRONICS CO. LTD	1.49%
4 APPLE	1.37%
5 MICROSOFT CORPORATION	1.09%
6 SK HYNIX	0.85%
7 TENCENT HOLDINGS LIMITED	0.80%
8 AMAZON.COM	0.77%
9 ALIBABA GROUP HOLDING LIMITED	0.74%
10 HSBC HOLDINGS	0.72%

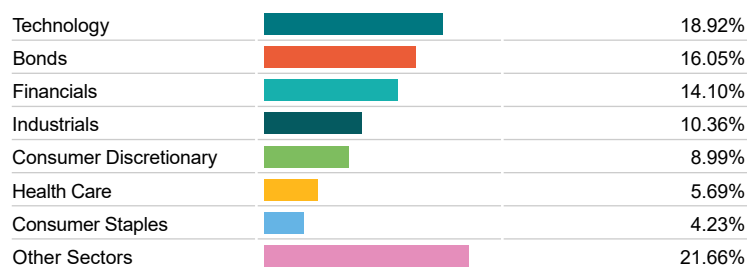
Asset Allocation



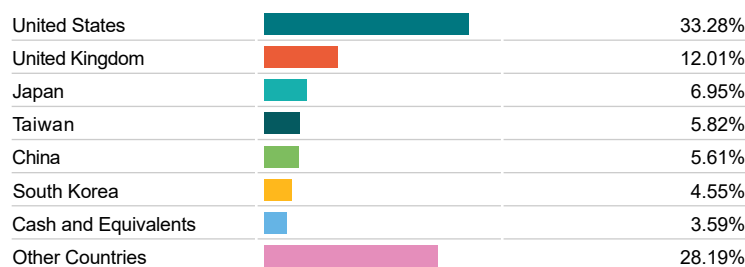
Regional Allocation



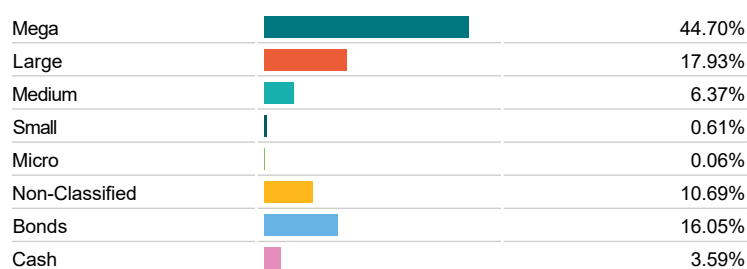
Sector Breakdown



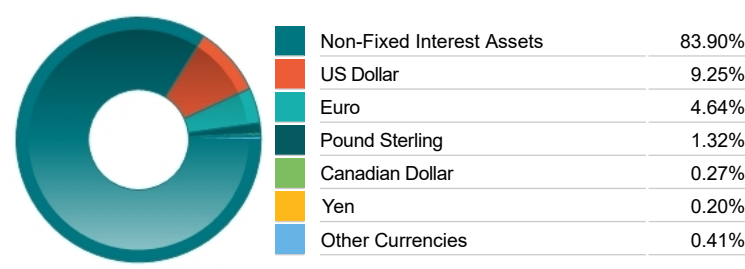
Top Country Breakdown



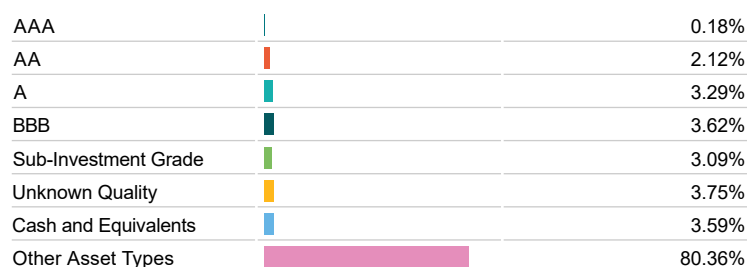
Breakdown By Market Cap (%)



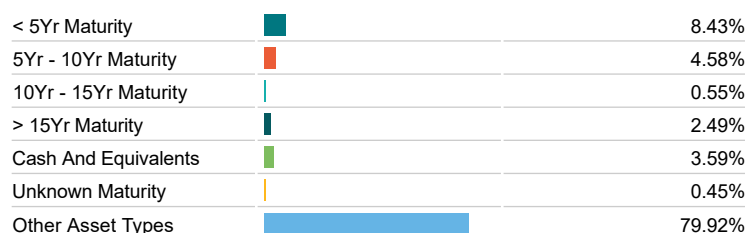
Fixed Interest Currencies



Fixed Interest Quality Profile



Fixed Interest Maturity Profile



Important Information

- The Industry Classification Benchmark is a product of FTSE International Limited and has been licensed for use.
- "Prudential" is a trading name of The Prudential Assurance Company Limited, which is registered in England and Wales. Registered office at 10 Fenchurch Avenue, London EC3M 5AG. Registered number 15454. Authorised by the Prudential Regulation Authority and regulated by the Financial Conduct Authority and the Prudential Regulation Authority.