

Aims

The fund aims to deliver long term growth through investing in a diversified range of assets both in the UK and globally. At any time, the fund will invest at least 60% of its assets in equities but may invest up to 100%. Investments are managed across asset classes and across world markets with a focus on long term investment potential as forecast on a rolling 10 years basis. The fund may invest in a range of permitted assets which include equities, bonds, property and cash accessed directly or indirectly via appropriate fund vehicles. The fund may include other assets as deemed appropriate by both the manager and current regulations.

Benchmark

Benchmark Internal composite benchmark, asset allocation set by the M&G Life Investment Office (LIO).
 ABI Sector Flexible Investment

Identification Codes

Sedol Code BSPBVC2
 Mex Code VNAAAG
 Isin Code GB00BSPBVC27
 Citi Code M41U

Fund Overview

Daily price (31/03/2026) 227.10
 Fund size (28/02/2026) £602.65m
 Number of holdings 8681
 Launch date 27/02/2015

Fund Charges

Annual Management Charge (AMC) Please refer to the "Fund Guide" for your specific pension plan

Performance



Discrete performance - to latest available quarter end

	31/03/21 to 31/03/22	31/03/22 to 31/03/23	31/03/23 to 31/03/24	31/03/24 to 31/03/25	31/03/25 to 31/03/26
Fund	4.4%	-0.4%	9.6%	6.1%	17.4%
Benchmark	5.1%	-0.3%	9.7%	4.3%	16.7%

Performance - to latest available quarter end

	Quarter		Annualised		
	1 2026	3 Years to 31/03/26	5 Years to 31/03/26	10 Years to 31/03/26	
Fund	2.4%	10.9%	7.3%	8.7%	
Benchmark	1.2%	10.1%	7.0%	7.7%	

Prudential Risk Rating

Medium Risk

These funds may invest in multi-asset strategies with a higher weighting in equities (or with significant derivative use), while funds investing mainly in property, high yield or government bonds (such as UK Gilts) are also in this category.

These risk ratings have been developed by Prudential to help provide an indication of a fund's potential level of risk and reward based on the type of assets which may be held by the fund. Other companies may use different descriptions and as such these risk ratings should not be considered as generic across the fund management industry.

We regularly review our fund risk ratings, so they may change in the future. If, in our view, there is a material change in the fund's level of risk, for example due to a significant change to the assets held by the fund or in the way the fund is managed, we will provide information on the new risk rating. We recommend that you make sure you understand the risk rating of any fund before you invest.

Fund Managers



BLACKROCK



Name: M&G BlackRock Life Investment Office
 Manager for: 11 years, 1 months 11 years, 1 months 11 years, 1 months

Important Information

- Because of changes in exchange rates the value of your investment, as well as any money you take from it, can go down as well as up.
- Some funds may invest in 'underlying' funds or other investment vehicles. The performance of our fund, compared to what it's invested in won't be exactly the same. That can be due to additional charges, cash management (needed to help people to enter and leave our fund when they want), tax and the timing of investments (this is known as a fund's dealing cycle, it varies between managers and can be several days).
- Source of portfolio data: Broadridge. Source of performance data: FE fundinfo. We can't predict the future. Past performance isn't a guide to future performance. The figures shown are intended only to demonstrate performance history of the fund, after allowing for the impact of fund charges and further costs, but take no account of any Annual Management Charge paid for by the deduction of units. Charges and further costs may vary in the future and may be higher than they are now. Fund performance is based upon the movement of the daily price and is shown as total return in GBP with gross income reinvested. The value of your client's investment can go down as well as up and the amount your client gets back may be less than they put in.
- This factsheet is intended for the advisers of occupational pension schemes using Prudential group pension contracts and Prudential grouped personal pensions and Stakeholder pension contracts. Its purpose is to provide an insight into how investment markets and funds have performed over the period and is provided for information only. You should refer to your client's scheme documentation (e.g. Fund Guide) for fund availability, investment strategy, any scheme information and charges. Every care has been taken in populating this output, however it must be appreciated that neither Broadridge, Prudential nor their sources guarantee the accuracy, adequacy or completeness of this information or make any warranties regarding results from its usage.

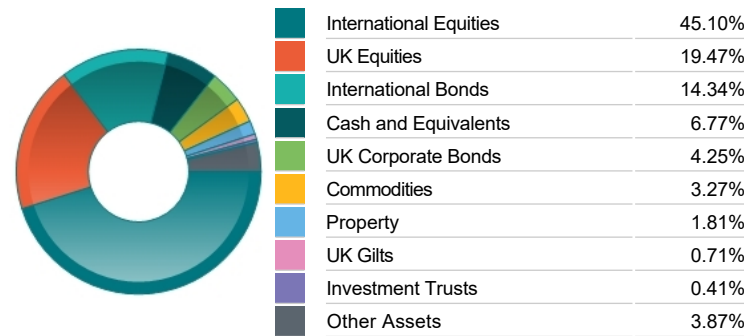
Top 10 Fund Holdings

Name	% Weight
1 M&G (ACS) BlackRock UK All Share Equity PA	20.43%
2 M&G Sterling Investment Grade Corporate Bond Class Z2A	10.46%
3 M&G (LUX) FCP BlackRock Europe ex UK Equity Fund Z2A Acc	8.17%
4 BlackRock Aquila Pacific Rim Equity S2 (HP)	5.88%
5 M&G (1) BlackRock Asia Pacific (ex Japan) Equity Class GBP Z2A	5.20%
6 M&G (ACS) BlackRock US Equity 2 Z2A GBP ACC	4.71%
7 M&G (ACS) Blackrock US Equity Z2A Acc	4.61%
8 M&G (ACS) BlackRock Japan Equity Fund Z2A Acc	4.42%
9 M&G (Lux) Asian Local Currency Bond Clazz Z2A AC	3.62%
10 M&G (1) BlackRock Emerging Markets Equity Class GBP Z2A	3.54%

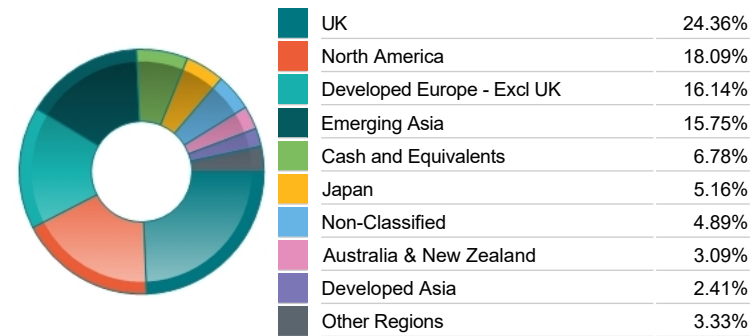
Top 10 Holdings

Name	% Weight
1 ASTRAZENECA	1.59%
2 SAMSUNG ELECTRONICS CO. LTD	1.51%
3 HSBC HOLDINGS	1.44%
4 PRELP CLASS A AIF	1.31%
5 SHELL	1.19%
6 ROLLS-ROYCE HOLDINGS	1.06%
7 SK HYNIX	0.90%
8 TAIWAN SEMICONDUCTOR MANUFACTURING COMPANY LIMITED	0.81%
9 UNILEVER	0.75%
10 BARCLAYS	0.70%

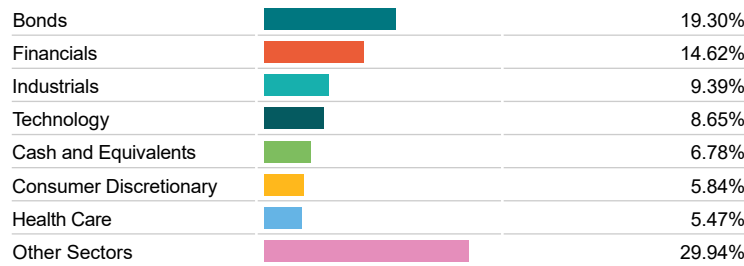
Asset Allocation



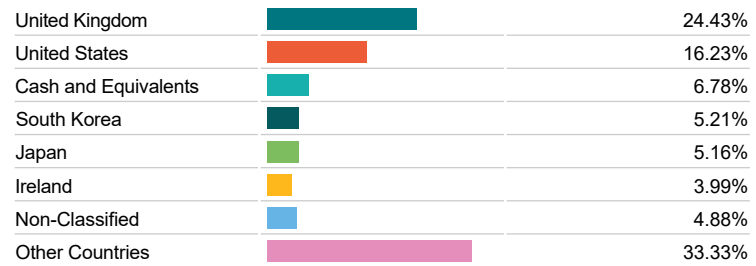
Regional Allocation



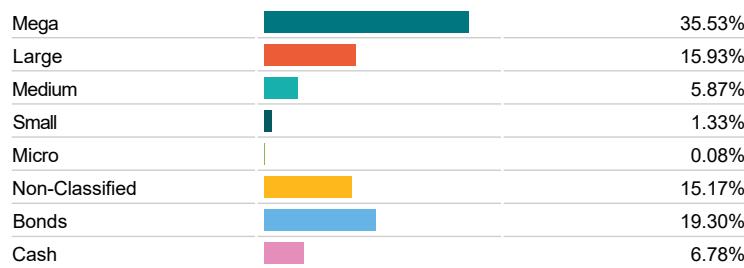
Sector Breakdown



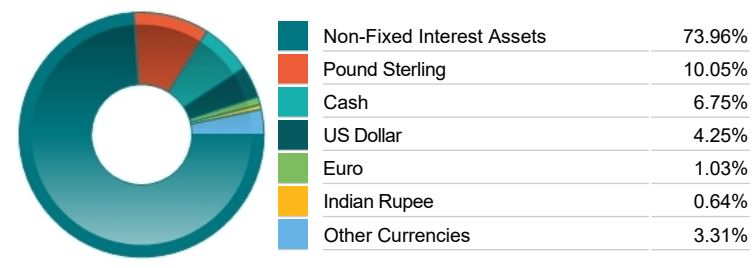
Top Country Breakdown



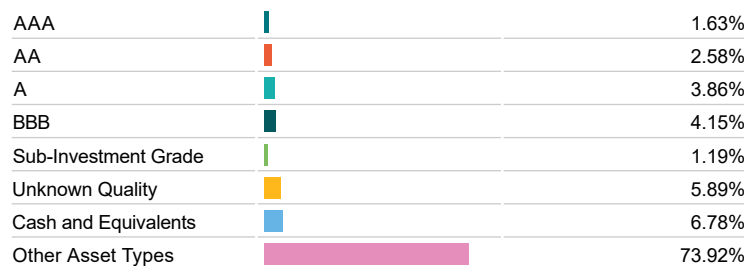
Breakdown By Market Cap (%)



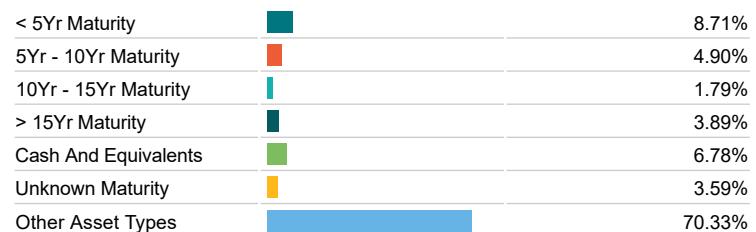
Fixed Interest Currencies



Fixed Interest Quality Profile



Fixed Interest Maturity Profile



Important Information

- Because of changes in exchange rates the value of your investment, as well as any money you take from it, can go down as well as up.
- The Industry Classification Benchmark is a product of FTSE International Limited and has been licensed for use.
- 'Prudential' is a trading name of Prudential Pensions Limited. Prudential Pensions Limited is registered in England and Wales. Registered office at 10 Fenchurch Avenue, London EC3M 5AG. Registered number 992726. Authorised by the Prudential Regulation Authority and regulated by the Financial Conduct Authority and the Prudential Regulation Authority.

Commentary

Performance as at Q3 2025 - Financial markets generally fared well in the third quarter, with markets continuing to recover following the tariff-related sell-off earlier in the year. Investors' concern about the potential for trade disruption eased and sentiment improved, thanks to a month's delay in implementing tariffs, as well as trade deals between the US and the EU and with Japan. Global stock markets were also supported by strong corporate earnings and the expectation of US interest rate cuts. These duly transpired in September when the Federal Reserve reduced interest rates by 25 basis points. The funds gained in the quarter and in absolute terms, Pacific and emerging stock markets, notably China, were the strongest performers, while Japan and the US made solid gains and the UK and Europe made more modest advances. Most major stock markets rose in the quarter but India declined, all in sterling terms. In the bond market, the price of UK government bonds (gilts) fell in the quarter, underperforming both US Treasuries and German bunds. The yield of the 10-year UK gilt rose from 4.4% to 4.7% (and conversely, the price fell). A combination of stubbornly high inflation, mounting fiscal concerns and a febrile political environment increased UK borrowing costs. UK corporate bonds outperformed government debt. The fund's allocation to real estate cost some performance, although the position in alternative assets was beneficial. The fund maintains an above-index allocation to equities, comprising a diversified basket of US, Asia, Europe and global emerging markets.

In a tactical move, the Fund Managers increased their allocation to Europe early in the period, due to what they consider to be favourable factors, including momentum, valuation, sector composition and diversification and they reduced their position in emerging markets, although they retained an above-index position. The Fund Managers feel that short-term US dollar strength and tariff risks could weigh on performance. They also hold above-index positions in US Treasuries and UK gilts, with below-index allocations to US and European corporate bonds.

Source: M&G

Important Information

- Prudential' is a trading name of Prudential Pensions Limited. Prudential Pensions Limited is registered in England and Wales. Registered office at 10 Fenchurch Avenue, London EC3M 5AG. Registered number 992726. Authorised by the Prudential Regulation Authority and regulated by the Financial Conduct Authority and the Prudential Regulation Authority.