

### Benchmark

Benchmark	ICE BofAML Global High Yield Index (GBP Hedged)
Benchmark Category	Target
IA Sector	£ High Yield

### Identification Codes

Sedol Code	BG086W9
Mex Code	-
Isin Code	GB00BG086W96
Citi Code	Q4R2

### Fund Overview

Mid (07/04/2026)	124.99p
Distribution yield	5.70%
Underlying yield	5.70%
Fund size (28/02/2026)	£564.96m
Number of holdings	380
Ongoing Charges	0.50%
Launch date	16/10/1998

### Fund Charges

Entry Charge	0.00%
Ongoing Charges	0.50%

### Fund Background

Valuation frequency	Daily
Valuation point	12:00
Fund type	OEIC
Launch price	£0.50
Fund currency	Pound Sterling
Fund domicile	United Kingdom
ISA allowable	Yes
SIPP allowable	Yes

### Dealing

Minimum Investment	-
Minimum Top Up	-
Minimum Regular Saving	-
Settlement Period: Buy	-
Settlement Period: Sell	-
Pricing Basis	None
Dealing Decimals	-

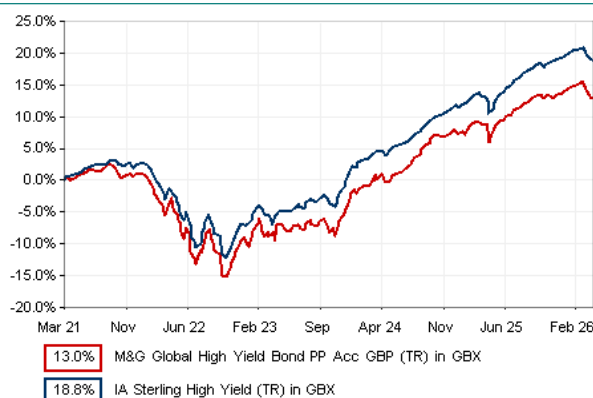
### Distribution Dates

Ex dividend date(s)	Income payment date(s)
04 January	29 January
01 February	26 February
01 March	31 March
01 April	30 April
04 May	28 May
01 June	30 June
01 July	30 July
02 August	31 August
01 September	30 September
01 October	31 October
01 November	30 November
01 December	31 December

### Aims

The Fund aims to provide a higher total return (the combination of capital growth and income), net of the Ongoing Charge Figure, than that of the ICE BofAML Global High Yield Index (GBP Hedged) over any five-year period.

### Performance



### Discrete performance - to last month end

	31/03/21 to 31/03/22	31/03/22 to 31/03/23	31/03/23 to 31/03/24	31/03/24 to 31/03/25	31/03/25 to 31/03/26
Fund	-3.4%	-5.4%	9.8%	8.5%	3.8%
Sector	-1.1%	-4.5%	10.8%	7.8%	5.3%
Rank	24/29	17/29	20/29	9/30	29/31
Quartile	4	3	3	2	4

### Annualised performance

	Annualised		
	3 Years to 31/03/26	5 Years to 31/03/26	10 Years to 31/03/26
Fund	7.3%	2.5%	3.9%
Sector	7.9%	3.5%	4.4%
Rank	24/29	25/29	19/22
Quartile	4	4	4

### Fund Managers



Name:	Lu Yu	Luke Coha	Stefan Isaacs
Manager for:	0 years, 5 months	2 years, 2 months	15 years, 6 months

### Ratings

FE Crown ★★★★★

### Group Details

Group name	M&G Investments
Group address	10 Fenchurch Avenue London EC3M 5AG United Kingdom
Group telephone	0800 390 390
Dealing telephone	0800 328 3196
Email	info@mandg.co.uk
Homepage	www.mandg.co.uk
Fax number	-

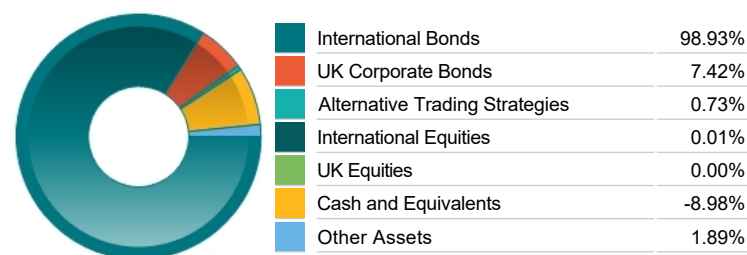
### Important Information

- Source of portfolio data: Broadridge. Source of performance data: FE fundinfo. We can't predict the future. Past performance isn't a guide to future performance. The figures shown are intended only to demonstrate performance history of the fund, after allowing for the impact of ongoing charges, but take no account of product charges. Ongoing charges may vary in the future and may be higher than they are now. Fund performance is based upon the movement of the daily price and is shown as total return in GBP with income reinvested. The value of your client's investment can go down as well as up and the amount your client gets back may be less than they put in.
- This factsheet is for investment professionals and is for information purposes only. Should you wish to present any of this content to your client, please refer to similar pages on pru.co.uk. You should refer to your client's policy documentation and supporting brochures for fund availability, investment strategy, any product information and charges. Every care has been taken in populating this output, however it must be appreciated that neither Broadridge, Prudential nor their sources guarantee the accuracy, adequacy or completeness of this information or make any warranties regarding results from its usage.

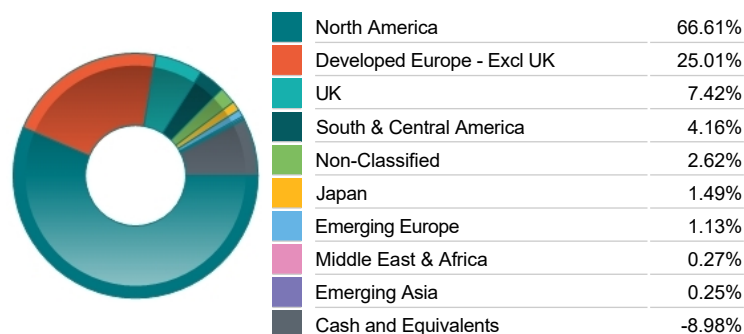
Top 10 Holdings

Name	% Weight	Sector	Country
1 M&G (LUX) FCP Sterling Liquidity Fund Z6A Acc	1.79%	Managed Funds	Non-Classified
2 SOCIETE GENERALE SA 7.125% 31/12/2079	0.99%	Bonds	France
3 PETROLEOS MEXICANOS 6.625% 15/06/2035	0.82%	Bonds	United States
4 MAGNERA CORP 4.75% 15/11/2029	0.81%	Bonds	United States
5 DARLING INGREDIENTS INC 6% 15/06/2030	0.78%	Bonds	United States
6 ORANGE SA 31/12/2079	0.78%	Bonds	France
7 PETROLEOS MEXICANOS 6.7% 16/02/2032	0.77%	Bonds	Mexico
8 MOHEGAN TRIBAL GAMING AUTHORITY/MS 8.25% 15/04/2030	0.76%	Bonds	United States
9 CONTINENTAL RESOURCES INC 5.75% 15/01/2031	0.72%	Bonds	United States
10 TREASURY NOTE 3.25% 30/06/2027	0.70%	Bonds	United States

Asset Allocation



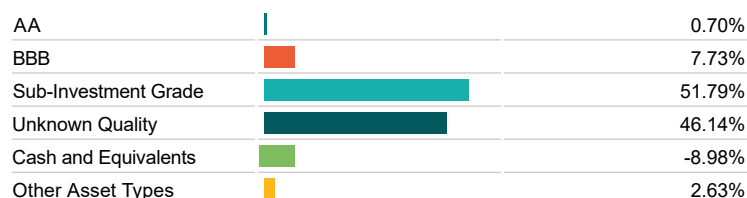
Regional Allocation



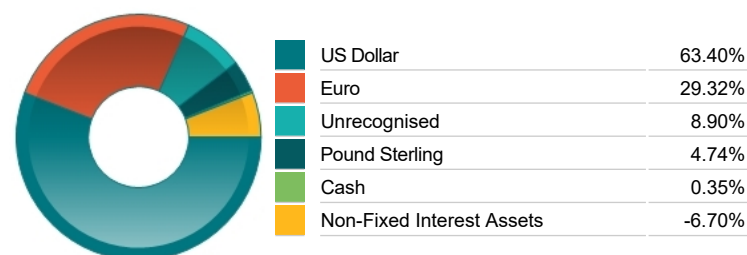
Bond Sector Breakdown



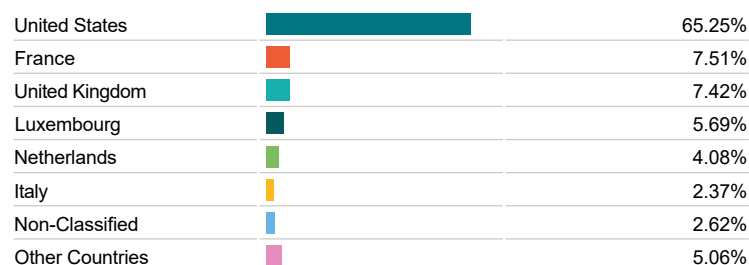
Fixed Interest Quality Profile



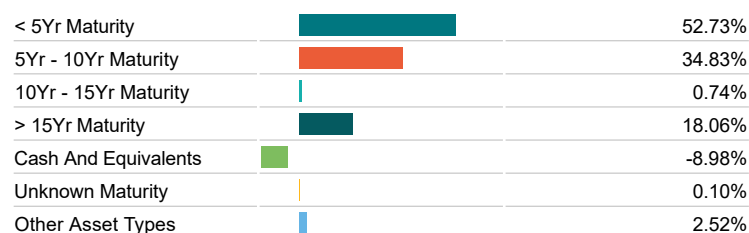
Fixed Interest Currencies



Top Country Breakdown



Fixed Interest Maturity Profile



Important Information

- The Industry Classification Benchmark is a product of FTSE International Limited and has been licensed for use.
- "Prudential" is a trading name of The Prudential Assurance Company Limited, which is registered in England and Wales. Registered office at 10 Fenchurch Avenue, London EC3M 5AG. Registered number 15454. Authorised by the Prudential Regulation Authority and regulated by the Financial Conduct Authority and the Prudential Regulation Authority.