

Benchmark

Benchmark	n/a
Benchmark Category	-
IA Sector	Mixed Investment 20-60% Shares

Identification Codes

Sedol Code	BG08760
Mex Code	-
Isin Code	GB00BG087609
Citi Code	Q4RG

Fund Overview

Mid (10/04/2026)	134.06p
Historic yield	2.57%
Fund size (28/02/2026)	£26.75m
Number of holdings	3456
Ongoing Charges	0.55%
Launch date	14/02/2019

Fund Charges

Entry Charge	0.00%
Ongoing Charges	0.55%

Fund Background

Valuation frequency	Daily
Valuation point	12:00
Fund type	OEIC
Launch price	£1.00
Fund currency	Pound Sterling
Fund domicile	United Kingdom
ISA allowable	Yes
SIPP allowable	Yes

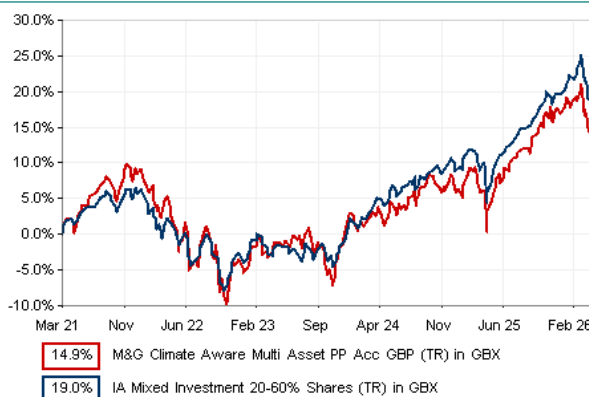
Dealing

Minimum Investment	-
Minimum Top Up	-
Minimum Regular Saving	-
Settlement Period: Buy	-
Settlement Period: Sell	-
Pricing Basis	None
Dealing Decimals	-

Aims

The Fund aims to provide a total return (the combination of capital growth and income) of 4 to 8% per annum over any five-year period, net of the Ongoing Charges Figure, while applying ESG Criteria and/or Impact Criteria. There is no guarantee that the Fund will achieve a positive return over five years or any other period and investors may not get back the original amount they invested.

Performance



Discrete performance - to last month end

	31/03/21 to 31/03/22	31/03/22 to 31/03/23	31/03/23 to 31/03/24	31/03/24 to 31/03/25	31/03/25 to 31/03/26
Fund	5.9%	-7.1%	5.5%	1.5%	9.0%
Sector	2.7%	-4.8%	7.7%	3.7%	8.9%
Rank	27/164	145/169	156/176	175/189	94/196
Quartile	1	4	4	4	2

Annualised performance

	3 Years to 31/03/26	Annualised 5 Years to 31/03/26	10 Years to 31/03/26
Fund	5.3%	2.8%	n/a
Sector	6.7%	3.5%	4.5%
Rank	155/176	138/164	n/a
Quartile	4	4	n/a

Fund Managers



Name: Maria Municchi
Manager for: 7 years, 1 months

Ratings

FE Crown



Group Details

Group name	M&G Investments
Group address	10 Fenchurch Avenue London EC3M 5AG United Kingdom
Group telephone	0800 390 390
Dealing telephone	0800 328 3196
Email	info@mandg.co.uk
Homepage	www.mandg.co.uk
Fax number	-

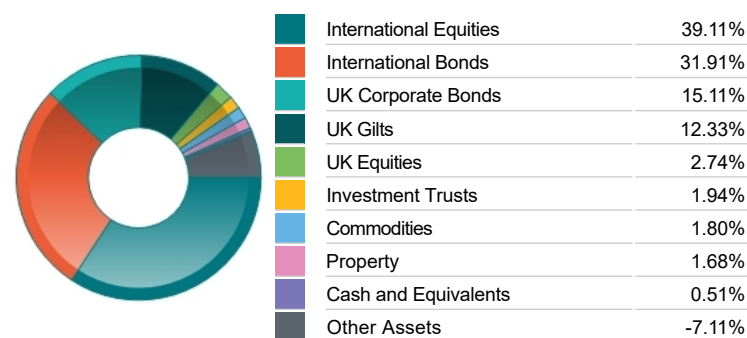
Important Information

- Source of portfolio data: Broadridge. Source of performance data: FE fundinfo. We can't predict the future. Past performance isn't a guide to future performance. The figures shown are intended only to demonstrate performance history of the fund, after allowing for the impact of ongoing charges, but take no account of product charges. Ongoing charges may vary in the future and may be higher than they are now. Fund performance is based upon the movement of the daily price and is shown as total return in GBP with income reinvested. The value of your client's investment can go down as well as up and the amount your client gets back may be less than they put in.
- This factsheet is for investment professionals and is for information purposes only. Should you wish to present any of this content to your client, please refer to similar pages on pru.co.uk. You should refer to your client's policy documentation and supporting brochures for fund availability, investment strategy, any product information and charges. Every care has been taken in populating this output, however it must be appreciated that neither Broadridge, Prudential nor their sources guarantee the accuracy, adequacy or completeness of this information or make any warranties regarding results from its usage.

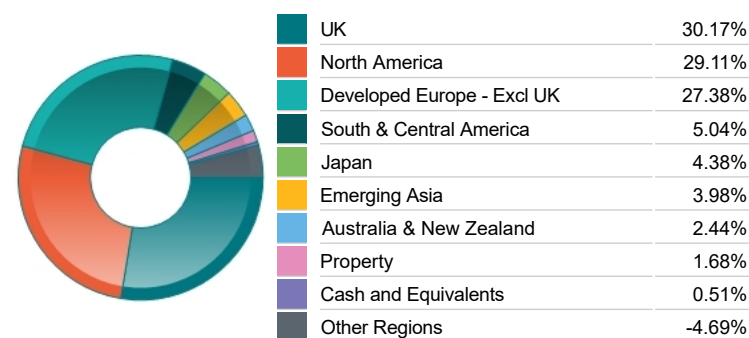
Top 10 Holdings

Name	% Weight	Sector	Country
1 1½% Green Gilt 2053	6.54%	Bonds	United Kingdom
2 UNITED KINGDOM OF GREAT BRITAIN AN 0% 10/08/2026	6.03%	Bonds	United Kingdom
3 ¾% Green Gilt 2033	5.79%	Bonds	United Kingdom
4 GERMANY (FEDERAL REPUBLIC OF) 1.8% 15/08/2053	4.64%	Bonds	Germany
5 UNITED KINGDOM OF GREAT BRITAIN AN 0% 03/08/2026	3.96%	Bonds	United Kingdom
6 EUROPEAN INVESTMENT BANK 3.75% 14/02/2033	2.75%	Bonds	Luxembourg
7 AUSTRALIA (COMMONWEALTH OF) GREEN 4.25% 21/06/2034	2.15%	Bonds	Australia
8 UNITED KINGDOM OF GREAT BRITAIN AN 0% 26/05/2026	2.01%	Bonds	United Kingdom
9 INTERNATIONAL BANK FOR RECONSTRUCT 9.5% 09/02/2029	1.96%	Bonds	United States
10 UNITED KINGDOM OF GREAT BRITAIN AN 0% 13/07/2026	1.88%	Bonds	United Kingdom

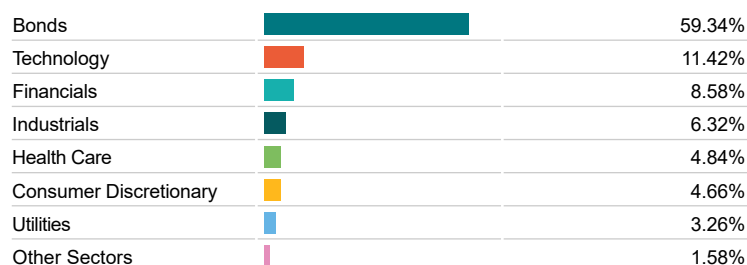
Asset Allocation



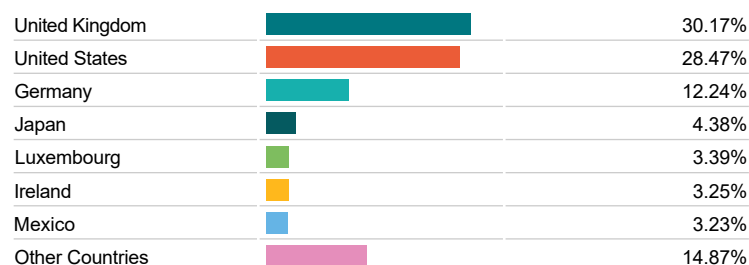
Regional Allocation



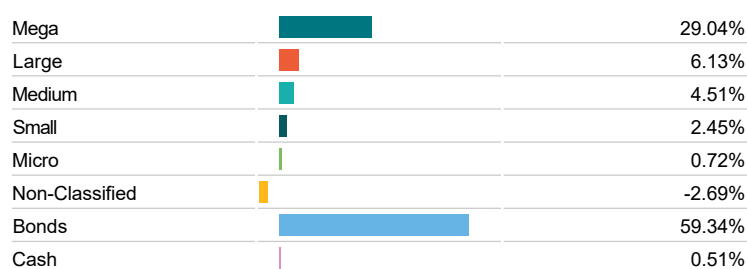
Bond Sector Breakdown



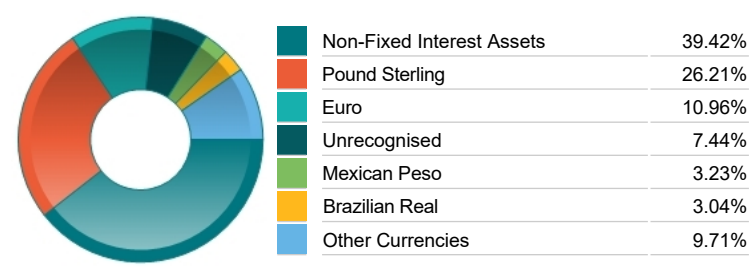
Top Country Breakdown



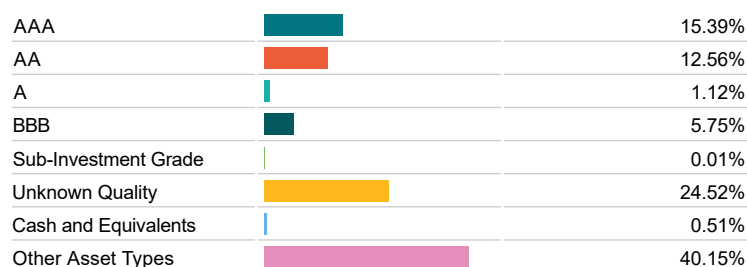
Breakdown By Market Cap (%)



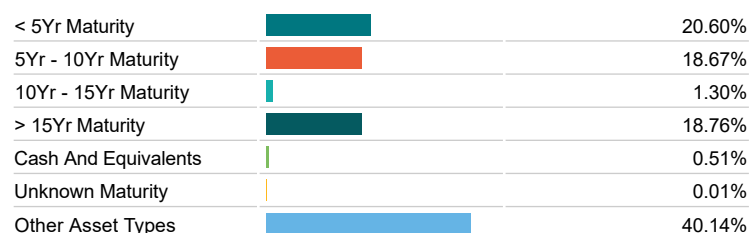
Fixed Interest Currencies



Fixed Interest Quality Profile



Fixed Interest Maturity Profile



Important Information

- The Industry Classification Benchmark is a product of FTSE International Limited and has been licensed for use.
- "Prudential" is a trading name of The Prudential Assurance Company Limited, which is registered in England and Wales. Registered office at 10 Fenchurch Avenue, London EC3M 5AG. Registered number 15454. Authorised by the Prudential Regulation Authority and regulated by the Financial Conduct Authority and the Prudential Regulation Authority.