

**Benchmark**

Benchmark	MSCI Europe ex UK Index
Benchmark Category	Target
IA Sector	Europe Excluding UK

**Identification Codes**

Sedol Code	B5ZSNC6
Mex Code	-
Isin Code	GB00B5ZSNC68
Citi Code	OZFK

**Fund Overview**

Mid (02/04/2026)	3502.13p
Historic yield	1.81%
Fund size (28/02/2026)	£1544.96m
Number of holdings	32
Ongoing Charges	0.53%
Launch date	29/09/1989

**Fund Charges**

Entry Charge	0.00%
Ongoing Charges	0.53%

**Fund Background**

Valuation frequency	Daily
Valuation point	12:00
Fund type	OEIC
Launch price	€0.50
Fund currency	Pound Sterling
Fund domicile	United Kingdom
ISA allowable	Yes
SIPP allowable	Yes

**Dealing**

Minimum Investment	-
Minimum Top Up	-
Minimum Regular Saving	-
Settlement Period: Buy	3 days
Settlement Period: Sell	3 days
Pricing Basis	Forward
Dealing Decimals	3

**Aims**

The Fund aims to: • Provide a higher total return (capital growth plus income), net of the Ongoing Charge Figure, than that of the MSCI Europe ex UK Index over any five-year period, and • As its Sustainability Goal, support the mitigation of climate change by investing at least 70% of the Fund in companies that contribute towards the Paris Agreement climate change goal\* and have the potential to reduce their contribution to climate change determined by their potential to decarbonise their operations over time and ultimately reach Net Zero.

**Performance**



**Discrete performance - to last month end**

	31/03/21 to 31/03/22	31/03/22 to 31/03/23	31/03/23 to 31/03/24	31/03/24 to 31/03/25	31/03/25 to 31/03/26
Fund	3.2%	13.4%	17.7%	0.7%	4.6%
Sector	4.2%	6.5%	12.3%	0.9%	12.1%
Rank	76/131	15/136	25/137	90/138	112/140
Quartile	3	1	1	3	4

**Annualised performance**

	Annualised		
	3 Years to 31/03/26	5 Years to 31/03/26	10 Years to 31/03/26
Fund	7.4%	7.7%	9.1%
Sector	8.3%	7.1%	8.7%
Rank	90/137	73/131	49/107
Quartile	3	3	2

**Fund Managers**



Name: John William Olsen  
 Manager for: 11 years, 9 months

**Ratings**

FE Crown



**Group Details**

Group name	M&G Investments
Group address	10 Fenchurch Avenue London EC3M 5AG United Kingdom
Group telephone	0800 390 390
Dealing telephone	0800 328 3196
Email	info@mandg.co.uk
Homepage	www.mandg.co.uk
Fax number	-

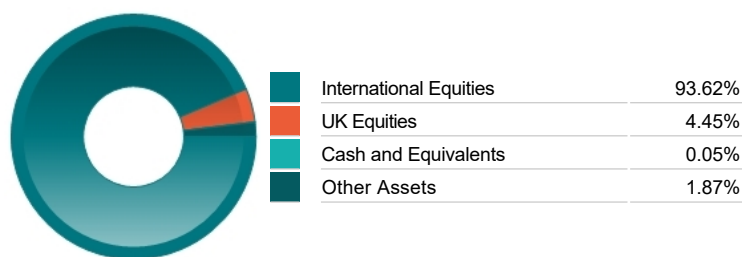
**Important Information**

- Source of portfolio data: Broadridge. Source of performance data: FE fundinfo. We can't predict the future. Past performance isn't a guide to future performance. The figures shown are intended only to demonstrate performance history of the fund, after allowing for the impact of ongoing charges, but take no account of product charges. Ongoing charges may vary in the future and may be higher than they are now. Fund performance is based upon the movement of the daily price and is shown as total return in GBP with income reinvested. The value of your client's investment can go down as well as up and the amount your client gets back may be less than they put in.
- This factsheet is for investment professionals and is for information purposes only. Should you wish to present any of this content to your client, please refer to similar pages on pru.co.uk. You should refer to your client's policy documentation and supporting brochures for fund availability, investment strategy, any product information and charges. Every care has been taken in populating this output, however it must be appreciated that neither Broadridge, Prudential nor their sources guarantee the accuracy, adequacy or completeness of this information or make any warranties regarding results from its usage.

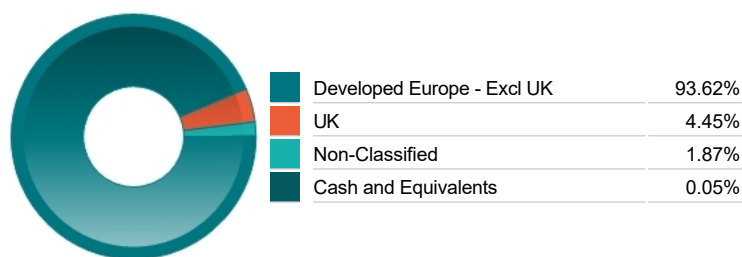
Top 10 Holdings

Name	% Weight	Sector	Country
1 ASML HOLDING N.V.	6.33%	Technology Hardware & Equipment	Netherlands
2 AIB GROUP PUBLIC LIMITED COMPANY	5.80%	Banks	Ireland
3 SCHNEIDER ELECTRIC SE	5.65%	Electronic & Electrical Equipment	France
4 METSO CORPORATION	4.95%	Industrial Engineering	Finland
5 LEGRAND	4.72%	Electronic & Electrical Equipment	France
6 HANNOVER RUCK SE	4.52%	Non-life Insurance	Germany
7 LION FINANCE GROUP	4.45%	Banks	United Kingdom
8 SIEMENS AKTIENGESELLSCHAFT	3.89%	General Industrials	Germany
9 ING GROEP N.V.	3.83%	Banks	Netherlands
10 ANDRITZ AG	3.56%	Industrial Engineering	Austria

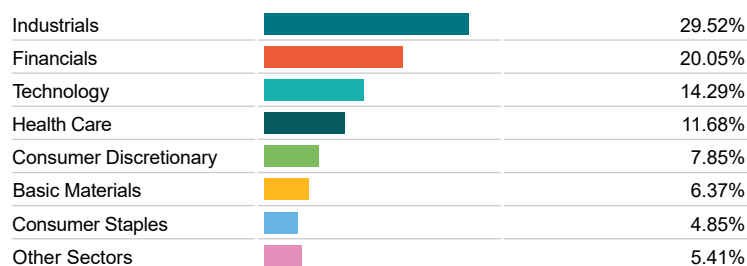
Asset Allocation



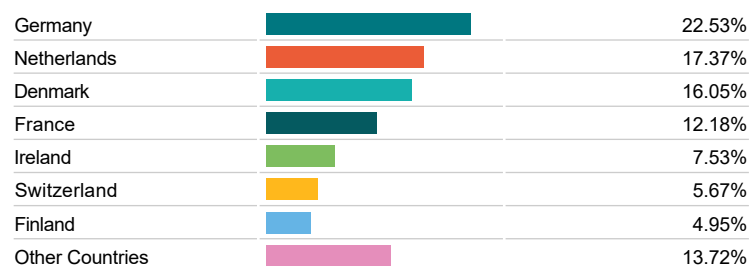
Regional Allocation



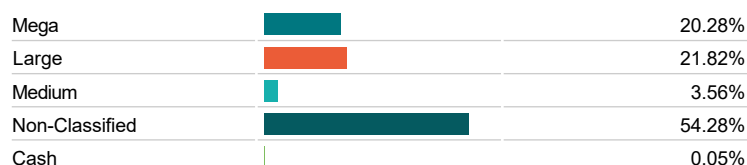
Equity Sector Breakdown



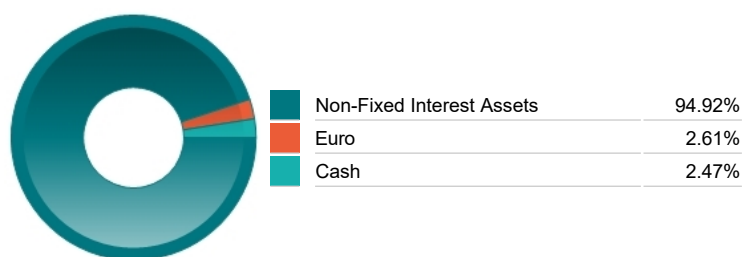
Top Country Breakdown



Breakdown By Market Cap (%)



Fixed Interest Currencies



Important Information

- The Industry Classification Benchmark is a product of FTSE International Limited and has been licensed for use.
- "Prudential" is a trading name of The Prudential Assurance Company Limited, which is registered in England and Wales. Registered office at 10 Fenchurch Avenue, London EC3M 5AG. Registered number 15454. Authorised by the Prudential Regulation Authority and regulated by the Financial Conduct Authority and the Prudential Regulation Authority.