

### Benchmark

Benchmark	FTSE Small Cap ex Investment Trust (Gross Total Return) Index
Benchmark Category	-
IA Sector	UK Smaller Companies

### Identification Codes

Sedol Code	B5VQ012
Mex Code	-
Isin Code	GB00B5VQ0123
Citi Code	OIF5

### Fund Overview

Mid (02/04/2026)	475.30p
Historic yield	2.22%
Fund size (28/02/2026)	£117.93m
Number of holdings	80
Ongoing Charges	0.92%
Launch date	02/08/1996

### Fund Charges

Entry Charge	0.00%
Ongoing Charges	0.92%

### Fund Background

Valuation frequency	Daily
Valuation point	12:00
Fund type	OEIC
Launch price	£0.50
Fund currency	Pound Sterling
Fund domicile	United Kingdom
ISA allowable	Yes
SIPP allowable	Yes

### Dealing

Minimum Investment	£1000000
Minimum Top Up	£500000
Minimum Regular Saving	-
Settlement Period: Buy	4 days
Settlement Period: Sell	4 days
Pricing Basis	Forward
Dealing Decimals	2

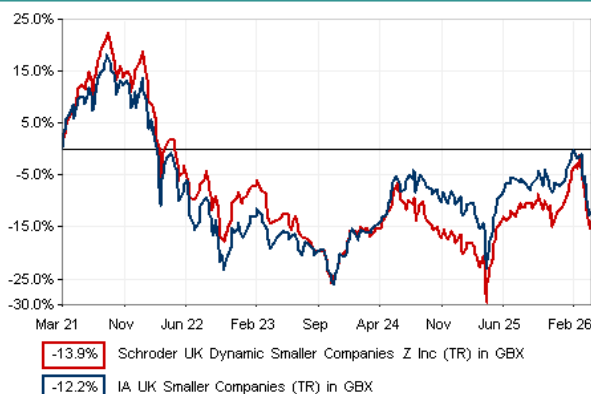
### Distribution Dates

Ex dividend date(s)	Income payment date(s)
01 January	28 February
01 July	31 August

### Aims

The fund aims to achieve long-term capital growth by investing primarily in UK smaller companies. The fund will invest at least 80 per cent of its assets in the UK listed companies that form the bottom 10 per cent by market capitalisation.

### Performance




### Discrete performance - to last month end

	31/03/21 to 31/03/22	31/03/22 to 31/03/23	31/03/23 to 31/03/24	31/03/24 to 31/03/25	31/03/25 to 31/03/26
Fund	1.5%	-15.6%	-0.5%	-9.3%	11.4%
Sector	-1.7%	-16.6%	5.0%	-2.5%	4.7%
Rank	17/43	22/43	37/43	40/43	9/44
Quartile	2	2	4	4	1

### Annualised performance

	Annualised		
	3 Years to 31/03/26	5 Years to 31/03/26	10 Years to 31/03/26
Fund	0.2%	-2.9%	4.3%
Sector	2.3%	-2.6%	4.7%
Rank	32/43	21/43	23/37
Quartile	3	2	3

### Fund Managers



Name: John Warren Luke Biermann  
 Manager for: 20 years, 3 months 8 years, 8 months

### Ratings

FE Crown



### Group Details

Group name	Schroder Unit Trusts Limited
Group address	1 London Wall Place, London, EC2Y 5AU United Kingdom
Group telephone	0800 718 777
Dealing telephone	0800 718 788
Email	investorservices@schroders.com
Homepage	www.schroders.co.uk
Fax number	0870 043 4080

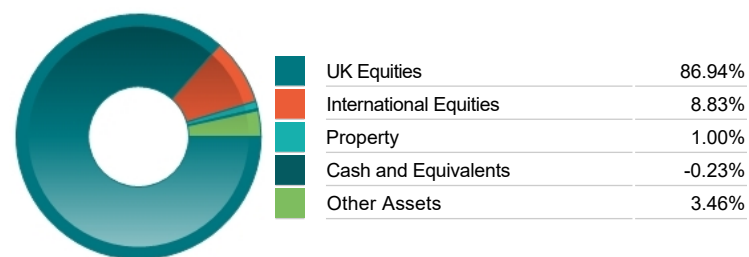
### Important Information

- Source of portfolio data: Broadridge. Source of performance data: FE fundinfo. We can't predict the future. Past performance isn't a guide to future performance. The figures shown are intended only to demonstrate performance history of the fund, after allowing for the impact of ongoing charges, but take no account of product charges. Ongoing charges may vary in the future and may be higher than they are now. Fund performance is based upon the movement of the daily price and is shown as total return in GBP with income reinvested. The value of your client's investment can go down as well as up and the amount your client gets back may be less than they put in.
- This factsheet is for investment professionals and is for information purposes only. Should you wish to present any of this content to your client, please refer to similar pages on pru.co.uk. You should refer to your client's policy documentation and supporting brochures for fund availability, investment strategy, any product information and charges. Every care has been taken in populating this output, however it must be appreciated that neither Broadridge, Prudential nor their sources guarantee the accuracy, adequacy or completeness of this information or make any warranties regarding results from its usage.


Top 10 Holdings

Name	% Weight	Sector	Country
1 HELIOS TOWERS	2.74%	Telecommunications Service Providers	United Kingdom
2 ATALAYA MINING COPPER SA	2.69%	Industrial Metals & Mining	Spain
3 ZIGUP	2.58%	Industrial Transportation	United Kingdom
4 ASHTEAD TECHNOLOGY HOLDINGS	2.48%	Non-Renewable Energy	United Kingdom
5 Schroder ISF Sterling Cash Class X	2.27%	Managed Funds	Non-Classified
6 SERICA ENERGY	2.15%	Non-Renewable Energy	United Kingdom
7 VOLEX	1.97%	Electronic & Electrical Equipment	United Kingdom
8 PLAYTECH	1.96%	Travel & Leisure	United Kingdom
9 MORGAN SINDALL GROUP	1.95%	Construction & Materials	United Kingdom
10 KIER GROUP	1.91%	Construction & Materials	United Kingdom

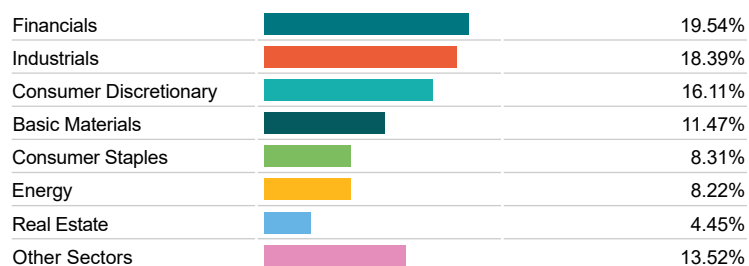
Asset Allocation



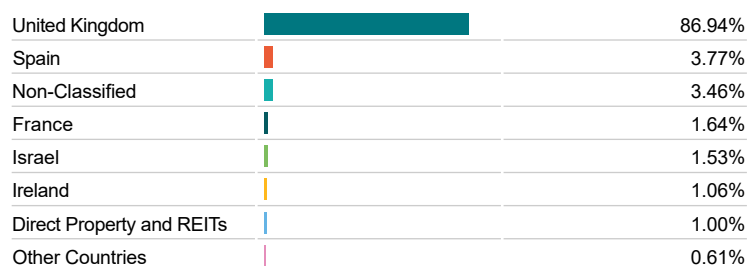
Regional Allocation



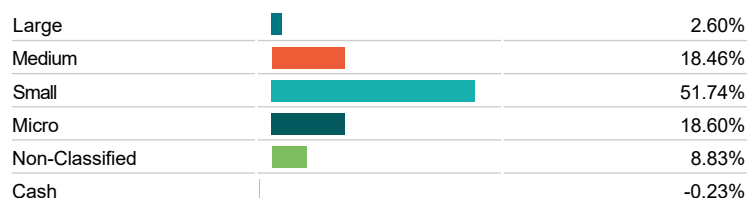
Equity Sector Breakdown



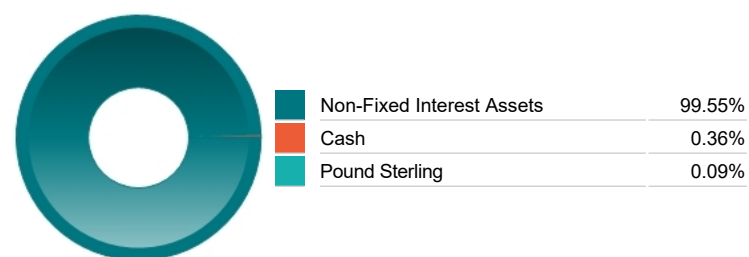
Top Country Breakdown



Breakdown By Market Cap (%)



Fixed Interest Currencies



Important Information

- The Industry Classification Benchmark is a product of FTSE International Limited and has been licensed for use.
- "Prudential" is a trading name of The Prudential Assurance Company Limited, which is registered in England and Wales. Registered office at 10 Fenchurch Avenue, London EC3M 5AG. Registered number 15454. Authorised by the Prudential Regulation Authority and regulated by the Financial Conduct Authority and the Prudential Regulation Authority.

## Commentary

Not Applicable

## Important Information

- "Prudential" is a trading name of The Prudential Assurance Company Limited, which is registered in England and Wales. Registered office at 10 Fenchurch Avenue, London EC3M 5AG. Registered number 15454. Authorised by the Prudential Regulation Authority and regulated by the Financial Conduct Authority and the Prudential Regulation Authority.