

Benchmark

NONE - The performance of the Fund can be assessed by considering whether the objective is achieved (i.e. whether there has been a high level of growing income).

Benchmark	Comparator
Category	Mixed Investment 20-60% Shares

Identification Codes

Sedol Code	BKV4HY3
Mex Code	-
Isin Code	GB00BKV4HY34
Citi Code	QOPS

Fund Overview

Mid (07/04/2026)	136.28p
Historic yield	4.81%
Fund size (28/02/2026)	£126.56m
Number of holdings	6510
Ongoing Charges	1.06%
Launch date	08/04/2002

Fund Charges

Entry Charge	0.00%
Ongoing Charges	1.06%

Fund Background

Valuation frequency	Daily
Valuation point	12:00
Fund type	OEIC
Launch price	£1.00
Fund currency	Pound Sterling
Fund domicile	United Kingdom
ISA allowable	Yes
SIPP allowable	Yes

Dealing

Minimum Investment	£100000
Minimum Top Up	£10000
Minimum Regular Saving	-
Settlement Period: Buy	4 days
Settlement Period: Sell	4 days
Pricing Basis	Forward
Dealing Decimals	3

Distribution Dates

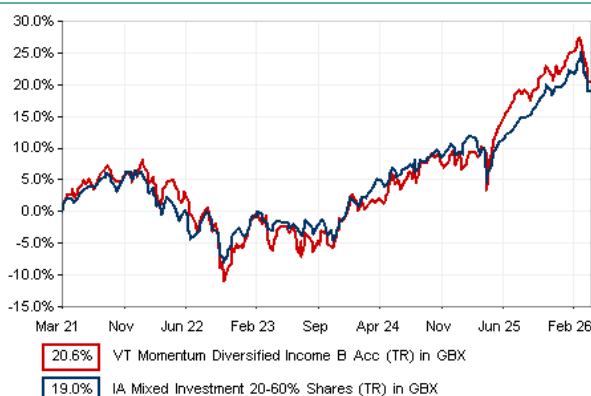
Ex dividend date(s)	Income payment date(s)
01 January	28 January
01 February	26 February
01 March	30 March
01 April	28 April
02 May	30 May
01 June	29 June
01 July	30 July
03 August	27 August
01 September	29 September
01 October	29 October
02 November	27 November
01 December	30 December

Aims

The investment objective of the LF Seneca Diversified Income Fund is to provide a high level of growing income by investing in a balanced and well diversified portfolio of UK and international equities, and fixed interest securities including government and corporate bonds.

Investments will also be made in regulated collective investment schemes, money markets and cash deposits to provide further diversification to the fund in accordance with applicable regulations.

Performance




Discrete performance - to last month end

	31/03/21 to 31/03/22	31/03/22 to 31/03/23	31/03/23 to 31/03/24	31/03/24 to 31/03/25	31/03/25 to 31/03/26
Fund	4.6%	-9.0%	7.4%	7.4%	9.9%
Sector	2.7%	-4.8%	7.7%	3.7%	8.9%
Rank	43/164	159/169	103/176	8/189	62/196
Quartile	2	4	3	1	2

Annualised performance

	Annualised		
	3 Years to 31/03/26	5 Years to 31/03/26	10 Years to 31/03/26
Fund	8.2%	3.8%	n/a
Sector	6.7%	3.5%	4.5%
Rank	35/176	74/164	n/a
Quartile	1	2	n/a

Fund Managers



Name: Richard Parfect
Manager for: 8 years

Ratings

FE Crown



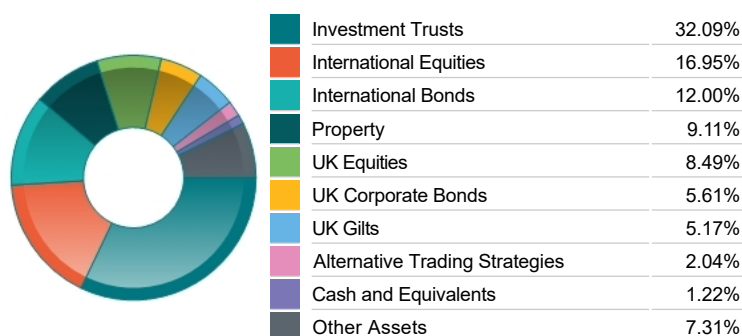
Group Details

Group name	Valu-Trac
Group address	Valu-Trac Investment Management Limited Orton, Fochabers Moray Scotland IV32 7QE
Group telephone	01343 880217
Dealing telephone	-
Email	-
Homepage	www.valu-trac.com/index.php
Fax number	-

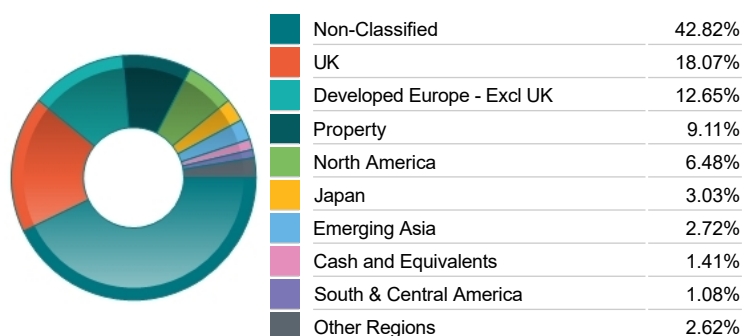
Top 10 Holdings

Name	% Weight	Sector	Country
1 AEW UK REIT	2.09%	Real Estate Investment Trusts	Direct Property and REITs
2 Fair Oaks Capital Ltd Fair Oaks Income Limited Ordinary Shares	1.95%	Non-Classified	United Kingdom
3 TwentyFour Asset Management TwentyFour Select Monthly Income Fund Ord GBP0.01	1.94%	Non-Classified	Non-Classified
4 4¾% Treasury Stock 2038	1.69%	Bonds	United Kingdom
5 MOLTEN VENTURES	1.63%	Investment Banking & Brokerage Services	United Kingdom
6 Achilles Investment Company Limited Achilles Investment Company Limited Ord NPV	1.34%	Non-Classified	United Kingdom
7 Chrysalis Investments Ltd Chrysalis Investments Ltd Ord	1.25%	Non-Classified	United Kingdom
8 LONDONMETRIC PROPERTY	1.24%	Real Estate Investment Trusts	Direct Property and REITs
9 NewRiver REIT NewRiver REIT ORD GBP0.01	1.16%	Real Estate Investment Trusts	Direct Property and REITs
10 PRIMARY HEALTH PROPERTIES	1.16%	Real Estate Investment Trusts	Direct Property and REITs

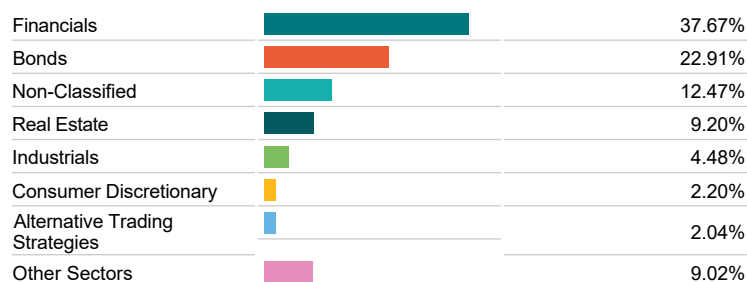
Asset Allocation



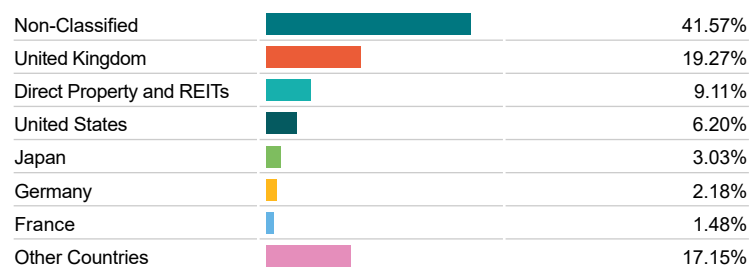
Regional Allocation



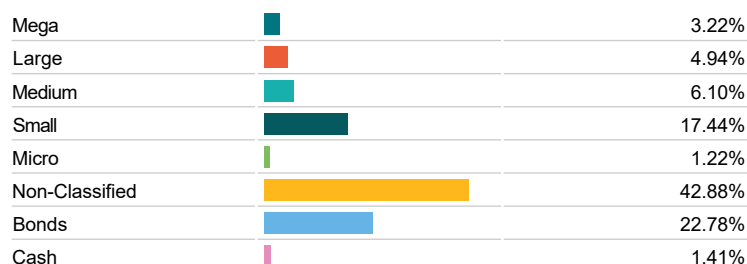
Bond Sector Breakdown



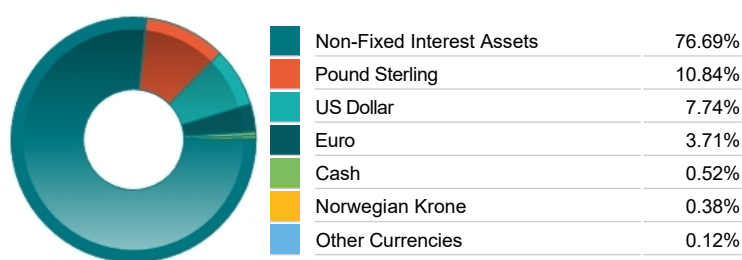
Top Country Breakdown



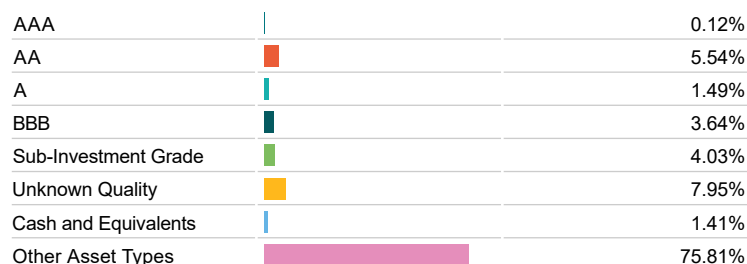
Breakdown By Market Cap (%)



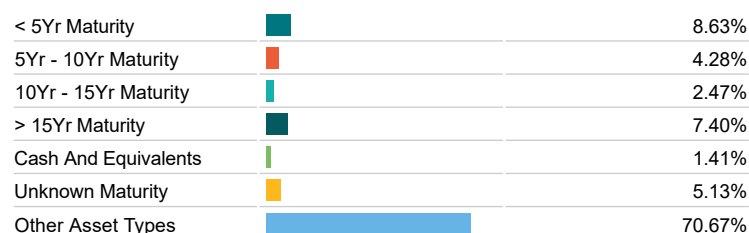
Fixed Interest Currencies



Fixed Interest Quality Profile



Fixed Interest Maturity Profile



Commentary

no