

Benchmark

NONE - The performance of the Fund can be assessed by comparing its total return to funds with similar return and/or risk objectives. The IA (Investment Association) provides the median performance of funds with similar characteristics (IA sectors). The Fund is assigned to the Flexible Investment IA sector. Other providers also provide peer groups, based on asset allocation or historical volatility, of which the Fund may be assigned, these may be a useful guide to assess performance.

Benchmark Category	Comparator
IA Sector	Flexible Investment

Identification Codes

Sedol Code	BD833W4
Mex Code	-
Isin Code	GB00BD833W40
Citi Code	POSC

Fund Overview

Mid (09/04/2026)	196.95p
Historic yield	-
Fund size (30/09/2025)	£355.95m
Number of holdings	7586
Ongoing Charges	0.31%
Launch date	11/06/2018

Fund Charges

Entry Charge	0.00%
Ongoing Charges	0.31%

Fund Background

Valuation frequency	Daily
Valuation point	12:00
Fund type	OEIC
Launch price	£1.00
Fund currency	Pound Sterling
Fund domicile	United Kingdom
ISA allowable	Yes
SIPP allowable	Yes

Dealing

Minimum Investment	-
Minimum Top Up	-
Minimum Regular Saving	-
Settlement Period: Buy	3 days
Settlement Period: Sell	3 days
Pricing Basis	Forward
Dealing Decimals	3

Distribution Dates

Ex dividend date(s)	Income payment date(s)
31 March	31 May
30 September	30 November

Aims

The investment objective of CG AJ Bell Passive Global Growth is to grow the value of the assets in excess of the Consumer Prices Index (after deduction of fees) in the longer term (5 years +)

Performance




Discrete performance - to last month end

	31/03/21 to 31/03/22	31/03/22 to 31/03/23	31/03/23 to 31/03/24	31/03/24 to 31/03/25	31/03/25 to 31/03/26
Fund	11.0%	-0.4%	9.0%	5.3%	21.1%
Sector	5.0%	-4.0%	10.1%	2.9%	12.4%
Rank	17/139	22/150	105/155	34/163	11/172
Quartile	1	1	3	1	1

Annualised performance

	Annualised		
	3 Years to 31/03/26	5 Years to 31/03/26	10 Years to 31/03/26
Fund	11.6%	9.0%	n/a
Sector	8.4%	5.1%	6.7%
Rank	17/155	7/139	n/a
Quartile	1	1	n/a

Fund Managers



Name: AJ Bell Investments LLP
 Manager for: 7 years, 9 months

Ratings

FE Crown



Group Details

Group name	Carne Global Fund Managers (UK) Limited
Group address	107 Cheapside, London, EC2V 6DN
Group telephone	0 203 973 0100
Dealing telephone	-
Email	globalfundsolutions@carnegroup.com; ReportingServices@carnegroup.com
Homepage	https://www.carnegroup.com/location/london
Fax number	-

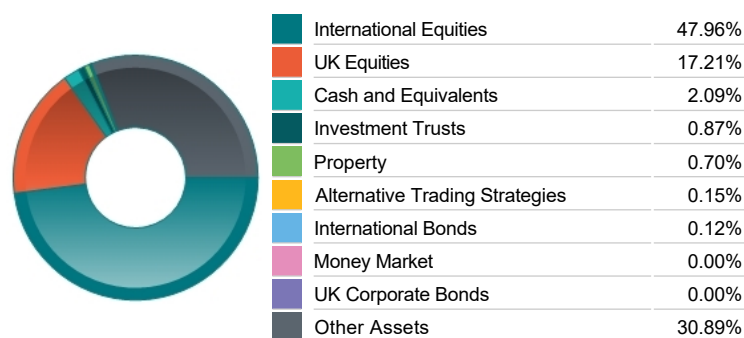
Top 10 Fund Holdings

Name	% Weight	Sector	Country
1 Vanguard FTSE U.K. All Share Index Unit Trust Institutional Plus GBP	16.65%	Managed Funds	Managed Funds
2 SPDR ETF SPDR S&P 500 UCITS ETF -	13.82%	Managed Funds	Managed Funds
3 Amundi ETF Amundi MSCI Emerging Ex China UCITS ETF Acc	12.28%	Managed Funds	Managed Funds
4 Vanguard FTSE Developed Europe ex-U.K Equity Index Institutional Plus GBP	10.83%	Managed Funds	Managed Funds
5 Amundi ETF Amundi Prime Japan UCITS ETF DR (D)	9.03%	Managed Funds	Managed Funds
6 iShares iShares IV plc MSCI EM ex-China UCITS ETF USD (Acc)	8.81%	Managed Funds	Managed Funds
7 Amundi ETF Amundi UK Equity All Cap UCITS ETF Dist	5.32%	Managed Funds	Managed Funds
8 Franklin Templeton Franklin FTSE China UCITS ETF	5.26%	Managed Funds	Managed Funds
9 XTrackers Xtrackers S&P Europe ex UK UCITS ETF 1D	4.78%	Managed Funds	Managed Funds
10 Vanguard Pacific ex-Japan Stock Index Institutional Plus	3.87%	Managed Funds	Managed Funds

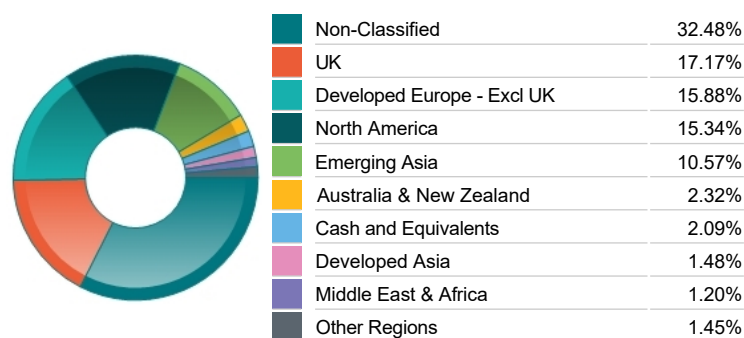
Top 10 Holdings

Name	% Weight	Sector	Country
1 TAIWAN SEMICONDUCTOR MANUFACTURING COMPANY LIMITED	1.30%	Technology Hardware & Equipment	Taiwan
2 HSBC HOLDINGS	1.19%	Banks	United Kingdom
3 ASTRAZENCA	1.17%	Pharmaceuticals & Biotechnology	United Kingdom
4 SHELL	1.17%	Non-Renewable Energy	United Kingdom
5 NVIDIA CORPORATION	1.07%	Technology Hardware & Equipment	United States
6 MICROSOFT CORPORATION	0.95%	Software & Computer Services	United States
7 APPLE	0.88%	Technology Hardware & Equipment	United States
8 UNILEVER	0.83%	Personal Care, Drug & Grocery Stores	United Kingdom
9 TENCENT HOLDINGS LIMITED	0.77%	Software & Computer Services	China
10 ROLLS-ROYCE HOLDINGS	0.63%	Aerospace & Defence	United Kingdom

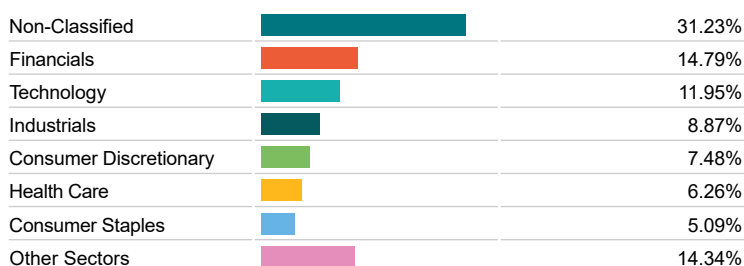
Asset Allocation



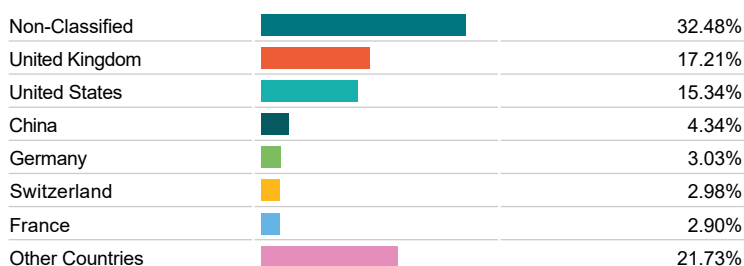
Regional Allocation



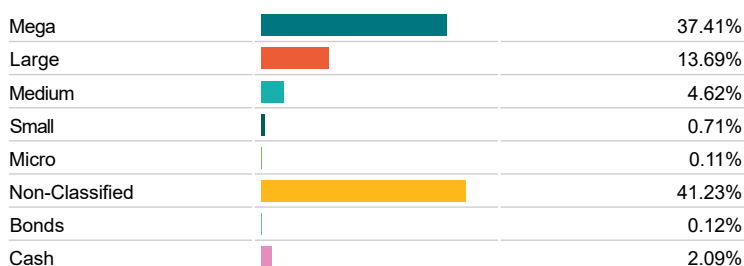
Sector Breakdown



Top Country Breakdown



Breakdown By Market Cap (%)



Fixed Interest Currencies

